

P  
A  
T  
I  
N  
A<sup>®</sup>

P A T I N A<sup>®</sup>  
MAKERS OF FINE PAINTED FURNITURE



PATINA<sup>®</sup>  
by Codital Srl

Via P. Martinetti 10, 20147 Milan (Italy)

TEL +39 02 92 95 41  
FAX +39 02 407 64 46  
info@patinafurniture.it  
www.patinafurniture.it



EXQUISITE FURNITURE COLLECTION

Tutti i prodotti PATINA® sono realizzati in Italia interamente a mano in modo artigianale. Finiture e decori di Patina sono applicati dai nostri artisti a mano, perciò potranno esserci lievi differenze tra un pezzo e l'altro e rispetto a quanto illustrato a catalogo a riprova dell'unicità di ciascun pezzo. Patina si riserva il diritto di apportare qualsiasi modifica ai propri prodotti, ad ogni momento e senza preavviso alcuno, che ritenga migliorativa sotto il profilo tecnico o estetico. Patina è un marchio registrato in Italia e in molti altri paesi nel mondo tramite il deposito del marchio presso gli uffici brevetti competenti. Il marchio Patina, i modelli Patina e tutti i disegni e le decorazioni illustrati in questo catalogo, nel CD, DVD, nel sito web e contenuti in qualsiasi altro supporto o materiale pubblicitario di Patina by Codital srl sono coperti da copyright e non possono essere utilizzati e/o riprodotti in alcun modo senza esplicita autorizzazione da parte di Patina by Codital srl.

All PATINA® products are entirely handcrafted in Italy. Patina finishes and decorations are all applied by hand by our artists; therefore, each piece may slightly vary one from another, and from what shown in the catalogue, as further proof of the uniqueness of each piece. Patina reserves the right to modify any pieces in the line at anytime without public notification when the modification is deemed to be an improvement under either a technical or aesthetic point of view. Patina is a registered trademark in Italy and in many other countries' patent and trademark offices worldwide. Patina trademark, Patina models and all designs and decorations depicted in this catalogue, CD, DVD, web site and included in any other Patina by Codital srl tool or advertising material are copyrighted and may not be used and/or reproduced in any form without the express permission of Patina by Codital srl.

Вся продукция фабрики PATINA® производится в Италии с использованием традиционного ручного производства. Декоры и отделки Patina наносятся нашими художниками исключительно вручную, поэтому допустимы некоторые отличия в росписи одного предмета от другого, а также от фото в каталоге, что делает каждый предмет неповторимым. Фабрика Patina оставляет за собой право вносить изменения в свою продукцию в любой момент, без дополнительного уведомления для улучшения технических и эстетических характеристик предмета. Patina является официальным зарегистрированным товарным знаком в Италии, а также во многих других странах мира. Марка Patina, весь модельный ряд, а также все рисунки и декоры имеющиеся в данном каталоге, на CD, DVD, размещенные на сайте Patina в интернете, публикуемые в средствах массовой информации или в рекламных проспектах, не могут быть использованы без официального разрешения владельца бренда Patina by codital srl

Copyright 2017, Patina by Codital Srl, Milan, Italy

**PATINA®**  
by Codital Srl.

Via P.Martineti 10, 20147 Milan (Italy)

TEL +39 02 92 95 41  
FAX +39 02 407 64 46  
info@patinafurniture.it  
www.patinafurniture.it

THE STORY OF PATINA	4	SEATING	
HISTORY OF PAINTED FURNITURE	10	S01	Classico Chair 250 - 257
A BRIEF EXPLANATION OF THE PATINA FINISHING PROCESS	10	S02	Janus Chair 258 - 265
ADVICE FOR LIVING WITH FINE PAINTED FURNITURE	10	S03	Trianon Chair 266 - 271
		S12	Contessa Chaise 272 - 277
		S15	Medici Bench 278 - 287
		S33	Padova Chair 288 - 293
BEDS		S41	Mariano Chair 294 - 301
B18	Bernini Bed 14 - 19	S42	Principe Chair 302 - 307
B19	Friuli Bed 20 - 27	S48	Farnesina Chair, Settee and Bench 308 - 313
B20	Rialto Bed 28 - 33		
B40	Obelisco Bed 34 - 37		
		TABLES AND CONSOLES	
NIGHTSANDS AND CHESTS		T08	Arundel Table 316 - 323
C04	Comodino Nightstand 40 - 51	T10	Avignon Table 324 - 329
C05	Veneto Bombé Chest 52 - 63	T11	Loire Table 330 - 335
C21	Ferrara Chest 64 - 69	T14	Navona Table 336 - 341
C23	Brianza Commode 70 - 81	T16	Marco Polo Table 342 - 347
C25	San Marco Commode 82 - 91	T17	Toscana Console 348 - 353
C27	Savona Tall Chest 92 - 101	T24	Fontevieille Table 354 - 361
C28	Cortona Chest 102 - 109	T26	Canaletto Tray Table 362 - 367
C34	Torino Bow Chest 110 - 117	T29	Caravaggio Table 368 - 373
C38	Veronese Corner Piece 118 - 123	T49	Trastevere Table, Vanity 374 - 379
C43	Tivoli Nightstand 124 - 129	MIRRORS	
C44	Borghese Demi-Lune 130 - 135	M07	Bellagio Mirror 382 - 387
C47	Barbarini Chest 136 - 141	M32	Botticelli Mirror 388 - 393
C52	Sangallo Sideboard 142 - 147	M39	Murano Mirror 394 - 401
C70	Firenze Chest 148 - 159	M74	Tintoretto Mirror 402 - 411
C72	Gioconda 160 - 161	M75	Roma Mirror 412 - 415
C78	Blenheim Chest 162 - 167	M76	Trasimeno Mirror 416 - 419
		SECRETARIES AND ARMOIRES	
		C06	Palazzo Secretary and Bureau 168 - 179
		C22	Vicenza Armoire 180 - 189
		C36	Venezia Armoire 190 - 199
		E45	Borromini Bookcase 200 - 203
		C46	Bramante Armoire 204 - 209
		C53	Bronzino Wall Unit 210 - 215
		C60	Mantua Armoire 216 - 223
		C71	Umbria Armoire 224 - 229
		BASE COLORS	422 - 427
		CASE GOODS TOPS	428 - 429
		DECORATIVE OPTIONS	430 - 439
		NEW BASE COLORS	440
		NEW DECORATIVE OPTIONS	441
SHELVES AND BRACKETS		BAMBOO COLORS	442 - 443
E30	La Scala Etagere 232 - 235	DRAWER PULLS	444 - 445
E50	Visconti Shelf 236 - 241		
E51	San Remo Bracket 242 - 247		

## LA STORIA

Attiva sin dal 1985, PATINA® nasce da una fortissima passione e attrazione per quella calda armonia delle forme e quella ricercata creatività nei colori e nelle decorazioni tipiche dei mobili laccati della Venezia settecentesca. Certamente una tecnica dalle origini orientali che si è poi diffusa in tutta Europa nel 18° secolo, arricchendo gli arredi delle preziose dimore dei reali e dell'aristocrazia del tempo. La maggior parte dei nostri prodotti è ispirata a pezzi antichi che si possono scoprire nei musei, nei libri e nei negozi di antiquariato; altri sono disegnati internamente all'azienda e combinano la tradizione con il nostro tocco estetico e creativo. La nostra capacità e unicità risiedono nella varietà e nella altissima qualità della tecnica di decorazione, grazie alla quale si trasforma legno grezzo nuovo in pezzi artistici di antico sapore e di rara bellezza. Molti nostri clienti parlano dei mobili Patina come di un sogno, di una poesia che bisogna saper leggere ed interpretare. A fronte di un dilagante semplicismo e minimalismo estetico monocromatico, Patina, in netta contro tendenza, propone opere d'arte uniche e di notevole valore intrinseco, arredi caldi, con decorazioni policrome sempre in perfetto equilibrio. Una importante caratteristica delle collezioni Patina è l'estrema personalizzazione di ciascun pezzo che può essere prodotto secondo infinite combinazioni di colori, decorazioni e finizioni anche grazie alla creatività, immaginazione e gusti dei nostri stessi clienti. Patina è infatti in grado di realizzare qualsiasi modifica sui pezzi standard e, se non bastassero le nostre numerose proposte creative, anche decorare secondo i colori e i disegni specifici di ciascun cliente. Il nostro continuo sforzo nello sviluppare nuove forme, colori e decorazioni rende le collezioni Patina sempre fresche ed attraenti. La rivisitazione della tradizione in chiave più contemporanea consente alle nostre collezioni di meglio fondersi anche in contesti di arredo moderni, dando un tocco di calda eleganza. I prodotti contrassegnati dal marchio Patina sono oggi presenti nelle dimore di personaggi noti del mondo dell'arte, della moda, dello spettacolo e della politica come anche in alberghi di lusso e uffici di prestigio.

## THE STORY

Active since 1985, PATINA® originates from a very strong passion and attraction to those warm graceful lines and refined creativity in colors and decorations typical of the 18th century Venetian hand painted furniture. Certainly an originally oriental technique, that in the 18th century spread all over Europe, making precious the furnishings of the fine mansions of royalty and aristocrats of the time. Most of our pieces are inspired to antiques discovered in museums, old furniture books and fine antique furniture shops; others are our own designs combining tradition with our own aesthetic touch and creativity. Our skills and uniqueness lay in the excellence of the decoration technique, thanks to which new raw wood becomes an authentic piece of art, astonishingly beautiful and with an antique flavor. Many of our customers describe Patina furniture as dreamful objects, poetry masterpieces one should be capable to properly read and interpret. Countering the ever growing simplism and aesthetic minimalism that almost obliterates colors, Patina offers exclusive pieces unique and with a high intrinsic value – warm furniture with polychrome decorations, perfectly balanced. Thanks to the variety of our color and decoration options, and to the creativity, imagination and taste of our customers, each piece can be produced in a never ending combination of colors, decorations and finishes – thus making this extreme customization of each item a fundamental characteristic of Patina collections. Patina can make any changes to its standard products and, should our many creative options be not enough, we can decorate according to colors and decorations as specified by each customer. Our quest for new shapes, colors and decorations makes Patina collections ever fresh and appealing. Revisiting tradition through contemporary lines, colors and designs, results in collections apt to fit also modern style homes, with a touch of warm elegance. The Patina stunning product line can be seen, today, throughout the world in private residences of personalities of the worlds of arts, fashion, show-business and politics, as well as in prestigious hotels and offices.

## ИСТОРИЯ

Деятельность свою PATINA® начала еще в 1985 году и вызвано это было сильным желанием и увлечением создать мебель, которая по своей гармоничной форме, цвету и декору соответствовала той типичной мебели, которая была распространена в Венеции 18 века. Разумеется, что техника отделки по происхождению восточного типа, но широко завоевала популярность и украсила дома и дворцы всей знати и аристократии того времени. Большая часть нашей мебели была создана на основе антикварной, которую можно увидеть в музеях, в книгах и в антикварных магазинах, а другая часть - это работа дизайнеров фирмы Patina, которая объединяет традицию и эстетическое направление, вызванные спросом рынка. Наша способность и уникальность заключается в высоком качестве техники по отделке и декору, которая преобразует сырое дерево в художественные произведения, в старинном вкусе, неповторимые по своей красоте. Многие наши клиенты говорят о мебели Patina, как о мечте или поэзии, которую нужно уметь прочесть. Наряду с все более распространяемым минимализмом по эстетике и по расцветкам, Patina резко отличается, предлагая свои шедевры с интересными решениями. Интересной характеристикой коллекции Patina является персонализация каждой отдельной мебели, которая может быть изготовлена из разнообразных сочетаний по цвету, по декору и отделке, благодаря нашей богатой фантазии и хорошему вкусу наших клиентов. Patina может выполнить любую модификацию наших стандартных предметов, если покажется недостаточным предложенная гамма, а также можно выполнить любой декор и цвет по желанию заказчика. Наш постоянный поиск в развитии новых форм, гаммы расцветок и декоров, придают коллекциям фирмы Patina постоянною свежесть и делают их более привлекательными. Пересмотр старых традиций в современном ключе позволяет нашим коллекциям хорошо вписываться в современные современные интерьеры, создавая уют и элегантность. Продукцию со знаком нашей фирмы Patina можно увидеть в различных странах, в домах известных людей кино и театра, искусства, моды, политических деятелей, а также в гостиницах высокого класса и в престижных офисах.







First, the furniture frame is made. We generally use poplar, pine, beech and lime wood. At this stage it is considered "in the raw" or unfinished.

The frame is covered with several layers of traditional white gesso and sanded. The gessoing was a crucial part of Italian furniture production in the 18th C when different woods and grains were combined in the same piece. It acts as a primer and provides a uniform surface for the paint application.

Next, the piece goes to the artists who apply the base color and carefully hand paint the decoration.

With this step completed, the distressing process begins. The base paint and decoration are partially obliterated or removed to different degrees (light, standard, heavy) in strategic areas. Depending on the amount of base paint and decoration removed, there will be more or less gesso showing through, giving the effect of more or less wear and use.

Lastly, comes the aging process, which consists mainly of the application of a variety of darkening solutions and varnishes. These varnishes not only tone down the exposed gesso, reducing the contrast between the white of the gesso and the base color, but they also give the piece an overall patina as though it had been in existence for centuries. Just as in the distressing process, there are different degrees of aging (light, standard, heavy) and the more aging solution applied to the finish, the more it can affect the paint colors. The level of distressing and aging on Patina pieces is generally moderate or "standard" unless otherwise specified either by Patina or the customer.

In closing, it is important to keep in mind that all these stages are done by hand and so some allowances must be made for the slight variations that can occur from piece to piece.

Even changes in weather and temperature during any of these



processes can alter the end results. But in an effort to keep variations to a minimum and live up to the expectations of our customers, our artists will make adjustments to their techniques depending on the conditions. However, we think you will agree with us that any slight differences that might occur are only a verification of the uniqueness of the art involved in each piece. Patina's furniture not only has the look and feel of the 18th century original, it is also made in a very similar way. This includes traditional gesso, paint and other surface applications. To preserve this overall antique look and maximize your enjoyment of the furniture, reasonable care should be taken with the original painted finish.

We advise:

As with any fine furniture, avoid placing your Patina pieces near or on top of heating or cooling outlets, such as vents or radiators. Extreme heat or air-conditioning can have a damaging effect, as can excessive moisture or dryness. Painted furniture will always do better in a humid atmosphere than a dry atmosphere. As a general rule, maintain a moderate climate at all times. When cleaning or dusting, only use a soft dry cloth or a feather duster. To obtain best results when dusting or removing unwanted stain, use a slightly damp (not wet) chamois leather cloth.

Avoid all contact with furniture polishes, sprays and water, especially any puddling from a plant or cold glass.

Take care while moving or using your furniture. Because of the gesso covering, a hard knock or scrape could result in damage to the painted surface. However, the overall look of your furniture should actually be enhanced by general everyday use and aging.

Treat your furniture as if it were a fine fabric or an authentic antique - with respect. In this way, you will continue to enjoy the 18th C look and feel of your Patina Fine Painted Furniture for many years to come.









# B18 BERNINI BED

WHEN ORDERING USE THE FOLLOWING FORMULA:

FRAME# / SIZE / \* / POST HT / † / COLOR / DECORATION

FRAME# / FINIAL TYPE / COLOR (when applicable)

Examples:

1) B18 / TW / ST / BL / 01

(Bernini / Twin / Standard Post / Blue / Decoration 01)

F18 / ON / BL (Onion Finials / Blue)

2) B18 / QN / HB / SP / BL / 01

(Bernini / Queen / Headboard Only / Short Posts / Blue / Decoration 01)

F18 / PT (Parrot Finials)

\* If ordering a "Headboard Only" indicate by putting "HB" between "Size" and "Post Height." All sizes are available in "Headboard Only" (HB).

† If ordering a "No Foot Post" indicate by putting "NF" between "Post Height" and "Color."



B18 BERNINI BED



F18 / Fw (Flowers)



F19 / PM (Palm)



F18 / CB (Bherub)



F18 / PT (Parrot)



B18 / QN / ST / TC / 01 • F18 / PT

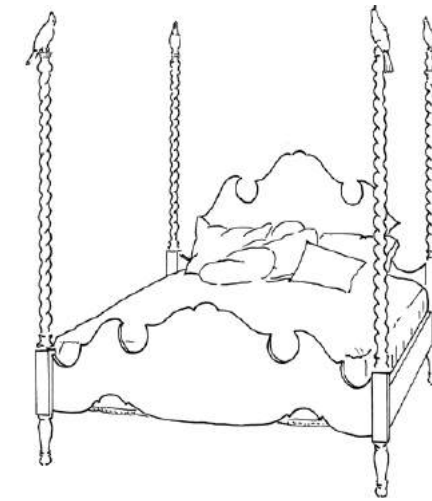


B18 / BL / 01

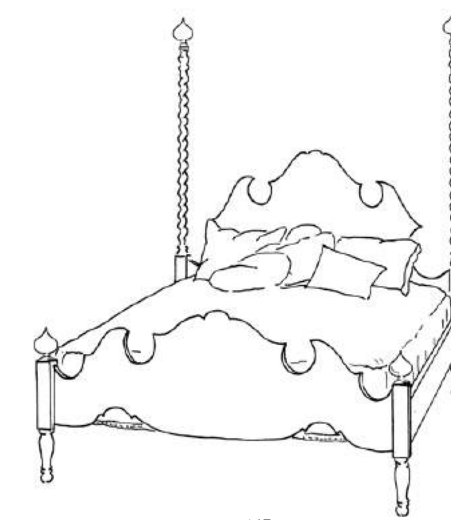


B18 / YL / 31

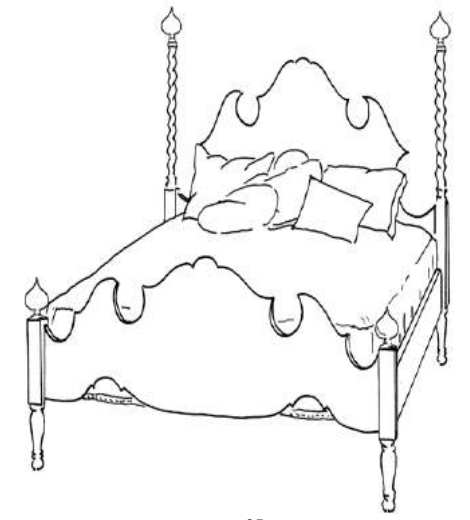
# B18 BERNINI BED



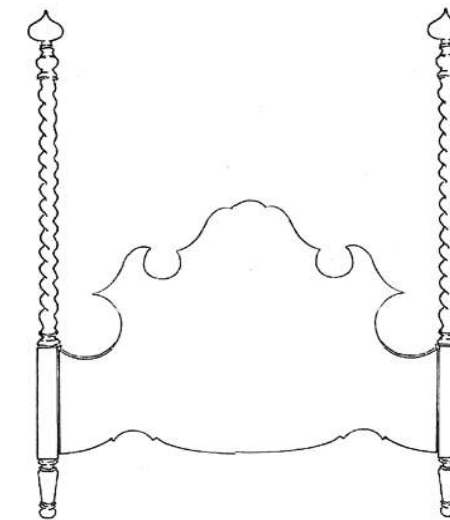
ST  
(Standard)  
Post Height: 83 in. 211 cm.  
(Without Finials)



NF  
(No Foot Post)  
Headboard Post Height:  
83 in. 211 cm.  
Foot Post Height:  
24 in. 61 cm.  
(Without Finials)




SP  
(Short Post)  
Headboard Post Height:  
58 in. 147 cm.  
Foot Post Height:  
24 in. 61 cm.  
(Without Finials)



HB  
(Headboard)  
Post Height: 83 in. 211 cm.  
(Without Finials)

Frame Type	Width	Length	Ht. of Headboard
TW (Twin)	46 in. 117 cm.	83 in. 211 cm.	67 in. 170 cm.
FL (Full)	61 in. 155 cm.	83 in. 211 cm.	67 in. 170 cm.
KG (King)	83 in. 211 cm.	88 in. 223 cm.	66 in. 168 cm.

Note: Height from floor to bottom of side rail is 11 inches.  
Height from floor to top of side rail is 19 inches.



F18 / ON  
(Onion Finial)  
Height: 6.5 in. 16 cm.  
(Standard)



F18 / PT  
(Parrot Finial)  
Height: 10 in. 25 cm.  
(Optional)



F18 / FW  
(Flower Finial)  
Height: 11 in. 27 cm.  
(Optional)



F18 / CB  
(Cherub Finial)  
Height: 9.5 in. 24 cm.  
(Optional)

# B19 FRIULI BED

WHEN ORDERING USE THE FOLLOWING FORMULA:

FRAME# / FINIAL TYPE / COLOR (when applicable)

Examples:

1) B19 / QN / ST / BK / 04

(Friuli / Queen / Standard Post / Black / Decoration 04 )  
F19 / PM / BK (Palm Finials / Black)

2) B19L / CK / HB / UP / NP / CH / 04

(Friuli Large / Cal King / Headboard Only / Upholstered /  
No Post / Champagne / Decoration 04)  
F19 / FM / CH (Flame Finials / Champagne)

3) B19 / TW / ST / TT / BK / 30

(Friuli / Twin / Standard Post / Tray Top / Black / Decoration 30)

\* If ordering a "Headboard Only," indicate by putting "HB" between "Size" and "Post Height." All sizes are available in "Headboard Only" (HB).

\*\* If ordering a "Tray Top," indicate by putting "TT" between "Post Height" and "Color."

† If ordering a "No Foot Post," indicate by putting "NF" between "Post Height" and "Color."

†† Three inch post extenders available on KG (King) and CK (Cal King) beds.

B19 Note: Height from floor to bottom of side rail is 11 inches.

Height from floor to top of side rail is 19 inches.

B19 L Note: Height from floor to bottom of side rail is 10 inches.

Height from floor to top of side rail is 18 inches

B19 / QN / ST / BK / 18 • F19 / PM / BK

B19 FRIULI BED



F19 / BA (Ball)



F19 / FM (Flame)



F19 / PM (Palm)



F19 / LO (Lotus)



B19 / QN / LW / BK / 43 • F19 / PM / BK



B19 / TW / ST / BK / 30 • F19 / PM / BK



B19 / QN / ST / TT / DV / 49



B19 / QN / ST / NF / LT / 28R • F19 / FM / LT

B19 FRIULI BED



B19 / QN / UP / ST / IV / 47LV • F19 / LO / IV



B19 / QN / ST / BK / 04 • F19 / PM

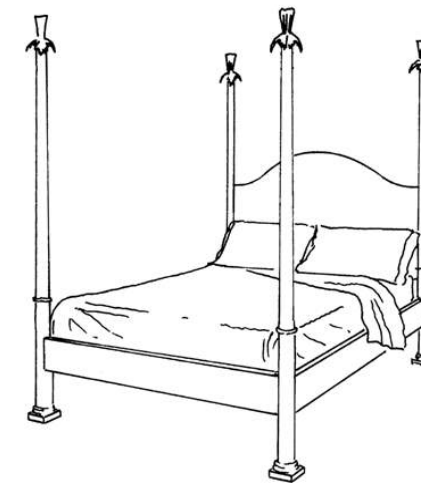


B19 / QN / ST / CH / 04 • F19 / PM

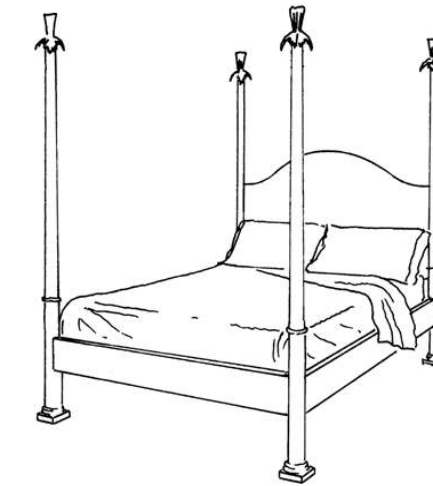


B19 / QN / ST / TP / 04R • F19 / LO

# B19 FRIULI BED



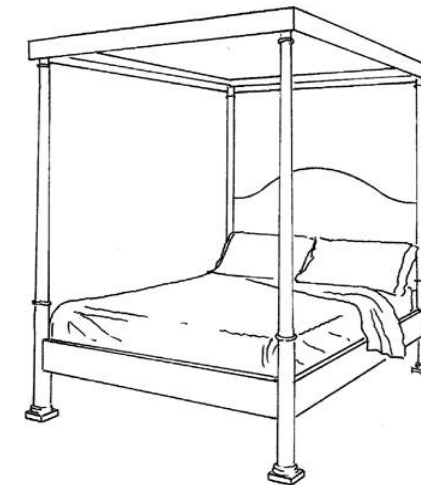
LW  
(Low)  
Post Height: 85 in. 216 cm.  
(Without Finials)



ST<sup>11</sup>  
(Standard)  
Post Height: 92 in. 234 cm.  
(Without Finials)



ST or LW / NF  
(Standard or Low / No Foot)  
Headboard Post Ht:  
92 or 85 in. 234 or 216 cm.  
Foot Post Ht: 29 in. 74 cm.  
(Without Finials)



ST or LW / TT  
(Standard or Low / Tray Top)\*\*  
Standard Overall Ht: 109 in. 277 cm.  
Low Overall Ht: 102 in. 259 cm.  
(Includes 7 in. Removable Extension)



F19 / PM  
(Palm Finial)  
Height: 7 in. 18 cm.  
(Standard)



F19 / BA  
(Ball Finial)  
Height: 4 in. 10 cm.  
(Optional)



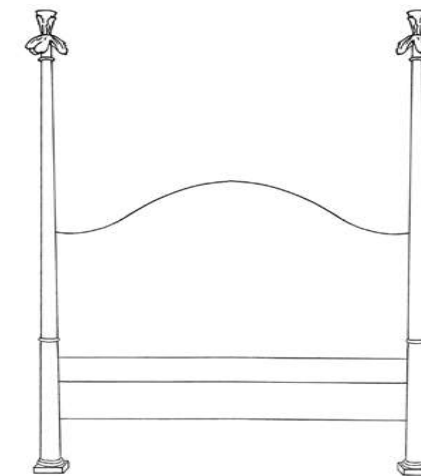
F19 / PML  
(Large Palm Finial)  
Height: 7 in. 18 cm.  
(Optional)



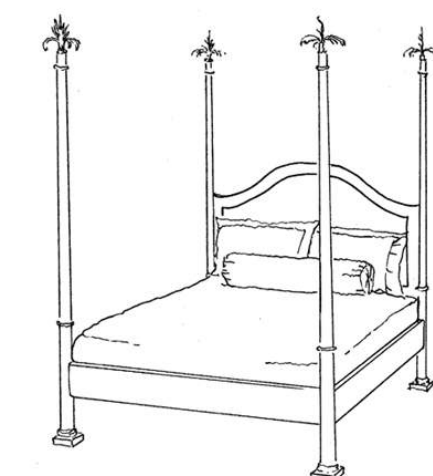
F19 / LO  
(Lotus Finial)  
Height: 11 in. 27 cm.  
(Optional)




F19 / FM  
(Flame Finial)  
Height: 7.5 in. 19 cm.  
(Optional,  
Standard on NF and  
NP Beds)



HB  
(Headboard)  
Post Height: 92, 85 or 53.5 in.  
234, 216 or 136 cm.  
(Without Finials)



UP  
(Upholstered)



NP  
(No Post)  
Post Height: 54 in. 137 cm.  
(Without Finials)

Frame Type	Width	Length	Ht. of HB*
TW (Twin)	48 in. 122 cm.	84 in. 213 cm.	63 in. 160 cm.
FL (Full)	63 in. 160 cm.	84 in. 213 cm.	63 in. 160 cm.
QN (Queen)	69 in. 175 cm.	88 in. 223 cm.	67 in. 170 cm.
KG (King)	85 in. 216 cm.	88 in. 223 cm.	69 in. 175 cm.
CK (Cal King)	80 in. 203 cm.	92 in. 233 cm.	67 in. 170 cm.

# B20 RIALTO BED

WHEN ORDERING USE THE FOLLOWING FORMULA:

FRAME# / SIZE / \* / † / POST HT / BAMBOO POST COLOR  
(when applicable) / "Base Color / Decorative Option"  
and COLOR of DECORATION (when applicable)

FRAME# / FINIAL TYPE (when applicable) /  
COLOR (when applicable)

Examples:

1) B20 / QN / ST / BB05 / DVR-01 / 46RS  
(Rialto / Queen / Standard Post / Brown Taupe Bamboo  
/ Dove Grey (Red Undercoat) - Standard Distressing /  
Decoration 46 in Rust)  
F20 / LO / BP (Lotus Finials / Brown Taupe)

2) B20 / TW / HB / UP / AP / 47BN  
(Rialto / Twin / Headboard Only / Upholstered / Apple Green  
/ Decoration 47 in Brown)  
F20 / BD (Bird Finials)

3) B20 / FL / UP / LW / BB02 / BK44  
(Rialto / Full / Upholstered / Low Post / Brown Bamboo  
/ Black / Decoration 44)  
F20 / FN / BN (Fern Finials / Brown)

\* If ordering a "Headboard Only" indicate by putting "HB" after "Size."

† If ordering an "Upholstered Headboard" indicate by putting "UP"  
after "Size" or "HB."



B20 / QN / ST / BB07 / LV / 46IV • F19 / LO / IV





F20 / BD (Bird)



F19 / LO (Lotus)

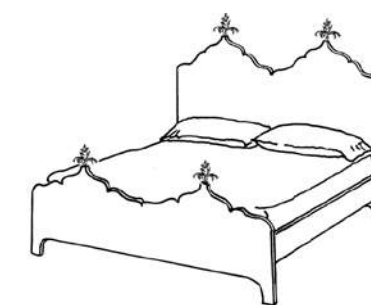


B20 / QN / UP / ST / BB07/ IV /47LV • F20 / FN /IV

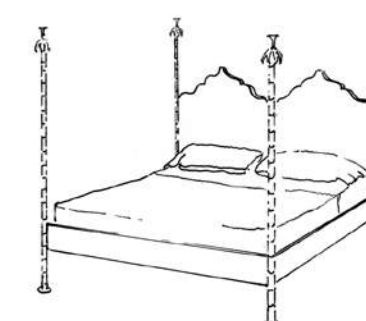


B20 / KG / AP / 47BN

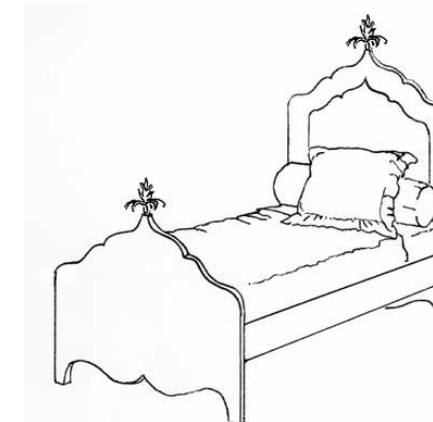
# B20 RIALTO BED




KG or CK  
(King or California King)



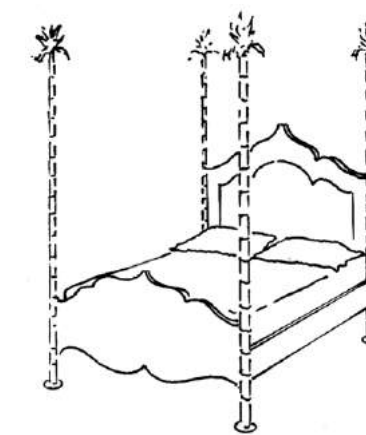
KG / ST or LW  
(King / Standard or Low)



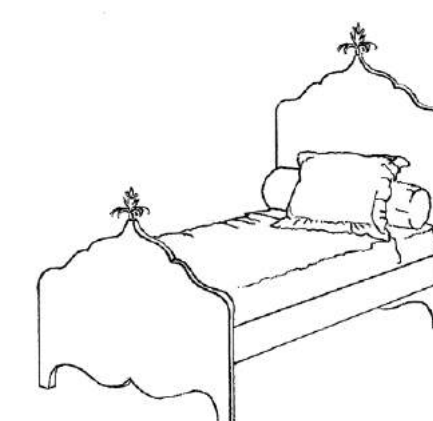
TW, FL or QN  
(Twin, Full or Queen)



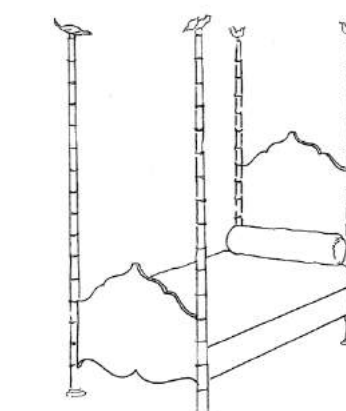
QN / ST or LW  
(Queen / Standard or Low)




TW or FL /  
ST or LW / UP  
(Twin or Full /  
Standard or Low /  
Upholstered)



TW, FL or QN / UP  
(Twin, Full or Queen / Upholstered)



TW or FL / ST or LW  
(Twin or Full / Standard or Low)



HB  
(Headboard Only, All Sizes)

STANDARD OR LOW				
Frame Type	Width	Length	Ht. of Headboard	Ht. of Footboard
TW (Twin)	48 in. 122 cm.	84 in. 213 cm.	69 in. 175 cm.	36 in. 91 cm.
FL (Full)	63 in. 160 cm.	84 in. 213 cm.	69 in. 175 cm.	36 in. 91 cm.
QN (Queen)	69 in. 175 cm.	89 in. 226 cm.	69 in. 175 cm.	36 in. 91 cm.
KG (King)	85 in. 216 cm.	89 in. 226 cm.	74 in. 188 cm.	20 in. 51 cm.
CK (Cal King)	80 in. 203 cm.	93 in. 236 cm.	69 in. 175 cm.	20 in. 51 cm.
COMPLETE BED				
TW (Twin)	45 in. 114 cm.	80 in. 203 cm.	62 in. 157 cm.	35 in. 89 cm.
FL (Full)	60 in. 152 cm.	80 in. 203 cm.	62 in. 157 cm.	35 in. 89 cm.
QN (Queen)	66 in. 167 cm.	85 in. 216 cm.	62 in. 157 cm.	29 in. 74 cm.
KG (King)	83 in. 211 cm.	85 in. 216 cm.	63 in. 160 cm.	29 in. 74 cm.
CK (Cal King)	80 in. 203 cm.	89 in. 226 cm.	62 in. 157 cm.	29 in. 74 cm.



F20 / FN  
(Fern Finial)  
Ht: 9 in. 23 cm.



F19 / LO  
(Lotus Finial)  
Ht: 11 in. 28 cm.



F20 / BD  
(Bird Finial)  
Ht: 6 in. 15 cm.

# B40 OBELISCO BED



F19 / LO (Lotus)



B40 / OB (Obelisk)



F19 / BA (Ball)



B40 / KG / NP / BK / 51R • F19 / BA / BK

WHEN ORDERING USE THE FOLLOWING FORMULA:

FRAME# / SIZE / \* / POST HT / † / COLOR / DECORATION  
and COLOR of DECORATION (when applicable)

FRAME# / FINIAL TYPE / COLOR

Examples:

1) B40 / QN / ST / LT / 51R  
(Obelisco / Queen / Standard Post / Light Taupe /  
Decoration 51 Raised Gesso)

F40 / OB / LT  
(Obelisk Finials / Light Taupe)

2) B40 / KG / LW / NF / BK / 51WT  
(Obelisco / King / Low Post at Headboard /  
No Foot Post / Black / Decoration 51 in White)

F19 / BA / BK  
(Ball Finials / Black)

\* If ordering a "Headboard Only" indicate by putting "HB" between "Size" and  
"Post Height."

\*\* If ordering a Tray Top, indicate by putting "TT" between "Post Height" and "Color"

† If ordering a "No Foot Post," indicate by putting "NF" between "Post Height" and  
"Color."

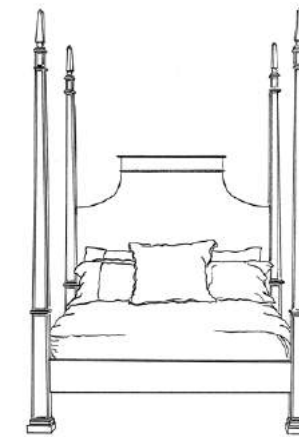


B40 / QN / ST / LT / 51R • F40 / OB / LT



B40 / QN / ST / BK / 51R • F40 / OB / BK

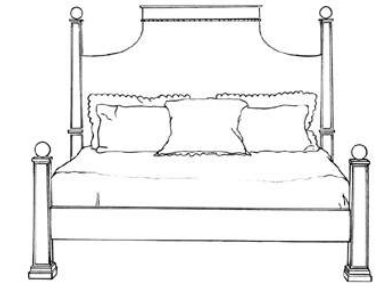
# B40 OBELISCO BED



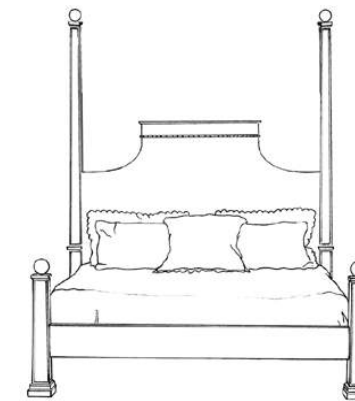
ST  
(Standard)  
Post Height  
94.5 in. / 240 cm.  
(Without Finial)



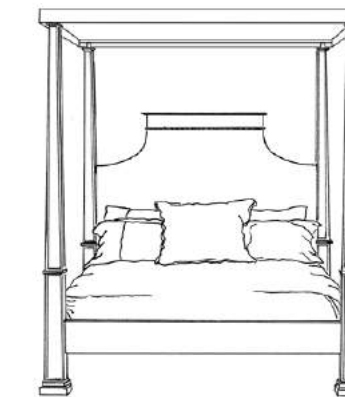
LW  
(Low)  
Post Height  
85 in. / 216 cm.  
(Without Finial)



NP  
(No Post)  
Post Height:  
65 in. / 165 cm.  
Foot Post Height  
30.5 in. / 77 cm.  
(Without Finial)



ST or LW / TT  
(Standard or Low / Tray Top)  
Standard Overall Ht: 111 in. / 282 cm.  
Low Overall Ht: 102 in. / 259 cm.



ST or LW / NF  
(Standard or Low / No Foot Post)  
Headboard Post Height:  
94.5 or 85 in. / 241 or 216 cm.  
Foot Post Height:  
30.5 in. / 77 cm.  
(Without Finial)

Frame Type	Width	Length	Ht. of Headboard	Ht. of Footboard
TW (Twin)	49 in. 125 cm.	85 in. 218 cm.	65 in. 165 cm.	18 in. 46 cm.
FL (Full)	64 in. 163 cm.	85 in. 218 cm.	65 in. 165 cm. 39 in. 99 cm.	18 in. 46 cm.
QN (Queen)	70 in. 178 cm.	90.5 in. 230 cm.	70 in. 177 cm.	18 in. 46 cm.
KG (King)	86 in. 219 cm.	90.5 in. 230 cm.	70 in. 177 cm. 54 in. 137 cm.	18 in. 46 cm.
CK (Cal King)	82 in. 209 cm.	94.5 in. 240 cm.	70 in. 177 cm.	8 in. 46 cm.



F40 / OB  
(Obelisk Finial)  
Height: 10.5 in.  
27 cm.  
(Standard)



F19 / BA  
(Ball Finial)  
Height: 4 in. 10 cm.  
(Optional)



F19 / PML  
(Large Palm Finial)  
Height: 7 in. 18 cm.  
(Optional)



F19 / LO  
(Lotus Finial)  
Height: 11 in. 27 cm.  
(Optional)



# C04 COMODINO NIGHTSTAND

WHEN ORDERING USE THE FOLLOWING FORMULA:

FRAME# / SIZE / TYPE / COLOR / DECORATION and COLOR  
of DECORATION (when applicable)

Examples:

1) C04 / ST / SH / BK / 15

(Comodino / Standard / Shelf / Black / Decoration 15)

2) C04 / ST / DW / PK / 07

(Comodino / Standard / Drawer / Pi



C04 / ST / SH or ID / BK / 18

C04 COMODINO NIGHTSTAND



C04 / ST / DW / IV / 47LV



C04 / ST / SH or ID / AQ / 04



C04 / ST / SH or ID / PK / 07



C04 / ST / SH or ID / SS / 02



C04 / ST / SS / 02 / TOP

# C04 COMODINO NIGHTSTAND



C04 / ST / SH or ID / TP / 45R (interior)



C04 / ST / SH or ID / GN / 22



C04 / ST / SH or ID / DV / 49



C04 / ST / SH or ID / TP / 45R



C04 / ST / TP / 45R / TOP



# C04 COMODINO NIGHTSTAND



C04 / ST / SH or ID / WT / 29



C04 / ST / SH or ID / LT / 28R



C04 / ST / SH or ID / LB / 16



C04 / ST / DW / WT / 04RS



C04 / ST / WT / 04RS / TOP

C04 COMODINO NIGHTSTAND



TOP 5




C04 / ST / SH or ID / BK / 24

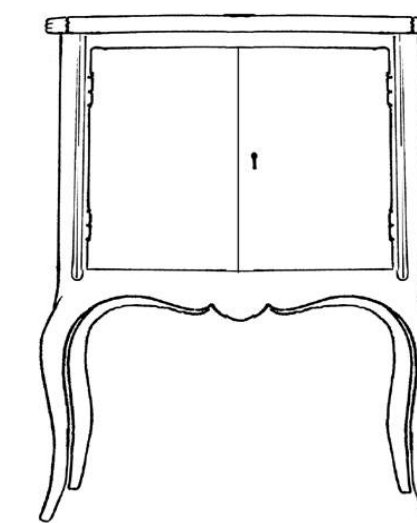


C04 / ST / SH or ID / BK / 15

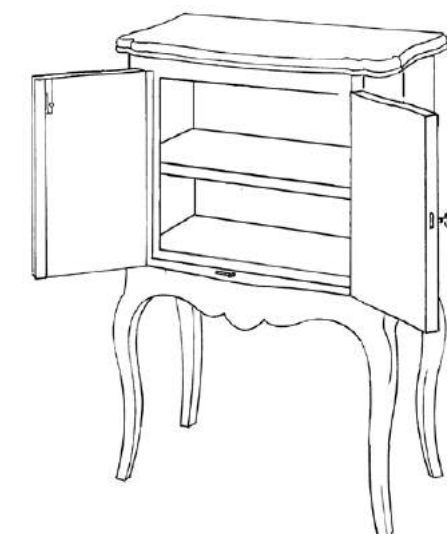
# C04 COMODINO NIGHTSTAND



ST / DW  
(Standard / Drawer)  
W x D x H  
24 in. x 15 in. x 32.5 in.  
61 cm. x 38 cm. x 82.5 cm.



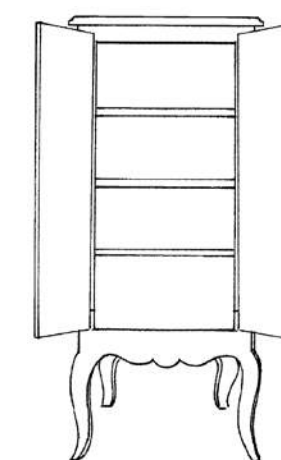
ST / ID or SH  
(Standard / Interior Drawers or Shelf)  
W x D x H  
24 in. x 15 in. x 32.5 in.  
61 cm. x 38 cm. x 82.5 cm.



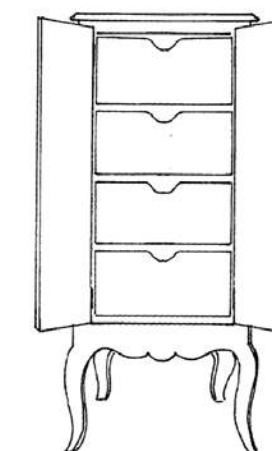
ST / SH  
(Standard / Shelf)



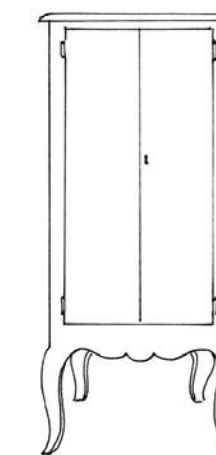
ST / ID  
(Standard / Interior Drawers)



TL / SH  
(Tall / Shelves)



TL / ID  
(Tall / Interior Drawers)



TL / ID or SH  
(Tall / Interior Drawers or Shelves)  
W x D x H  
24 in. x 15 in. x 58 in.  
61 cm. x 38 cm. x 147 cm.

# C05 VENETO BOMBÉ CHEST

WHEN ORDERING USE THE FOLLOWING FORMULA:

FRAME# / SIZE / TYPE / COLOR /  
DECORATION and COLOR of DECORATION  
(when applicable)

Examples:

1) C05 / LG / CA / BK / 15  
(Veneto / Large / Cabinet / Black / Decoration 15)

2) C05 / SM / DW / PK / 07  
(Veneto / Small / Drawer / Pink / Decoration 07)

Note: The decoration colors may vary depending on the "Base Color / Decorative Option" combination. In addition, all tops are faux marble except Decoration 04 which has a decorated top.

Note: Glides can be added to the drawers for an additional fee



C05 / ST / DW / AP / 47BN

# C05 VENETO BOMBÉ CHEST



C05 / LG / DW / WT / 29



C05 / LG / CA / RD / 19



C05 / SM / DW / BK / 21



C05 / SM / DW / RD / 11



C05 / ST / DW / AQ / 28R



C05 / ST / DW / OL / 00

C05 VENETO BOMBÉ CHEST



C05 / ST / DW / GN / 22



C05 / ST / DW / BK / 19



C05 / ST / DW / TP / 45R



C05 / ST / DW / YL / 31



C05 / ST / DW / BK / 24



C05 / ST / DW / CH / 04

C05 VENETO BOMBÉ CHEST



C05 / ST / DW / BL / 13




C05 / ST / DW / BKR-01 / 43






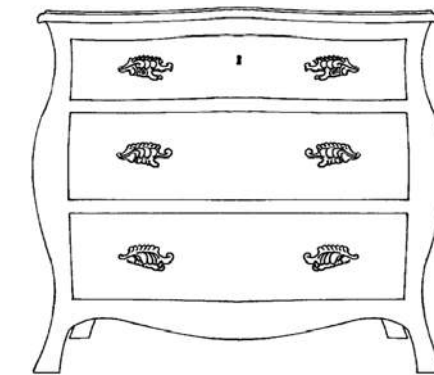
C05 VENETO BOMBÉ CHEST



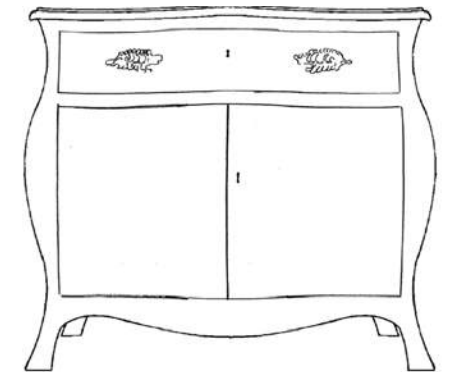
SM / DW  
(Small / Drawer)  
W x D x H  
28 in. x 17 in. x 28 in.  
71 cm. x 43 cm. x 71 cm.



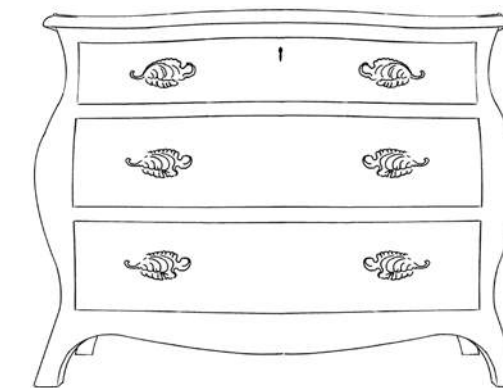
SM / CA  
(Small / Cabinet)  
W x D x H  
28 in. x 17 in. x 28 in.  
71 cm. x 43 cm. x 71 cm.



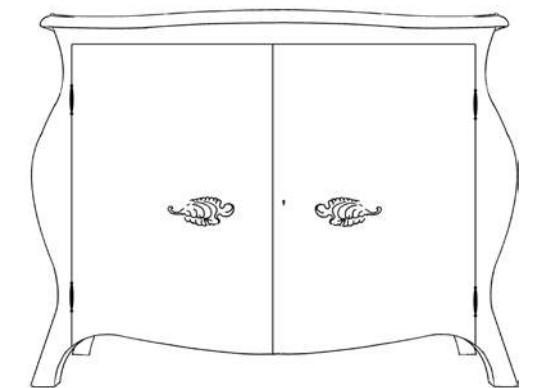
ST / DW  
(Standard / Drawer)  
W x D x H  
38 in. x 19 in. x 32.5 in.  
96.5 cm. x 48 cm. x 82.5 cm.



ST / CA  
(Standard / Cabinet)  
W x D x H  
38 in. x 19 in. x 32.5 in.  
96.5 cm. x 48 cm. x 82.5 cm.



LG / DW  
(Large / Drawer)  
W x D x H  
47 in. x 21 in. x 34.5 in.  
119 cm. x 53 cm. x 87.5 cm.



LG / CA  
(Large / Cabinet)  
W x D x H  
47 in. x 21 in. x 34.5 in.  
119 cm. x 53 cm. x 87.5 cm.  
Interior Dimensions  
Width: 38 in. / 97 cm.  
Depth (at center): 17 in. / 43 cm.  
Depth (at ends): 14 in. / 36 cm.  
Interior Height: 25 in. / 64 cm.  
Note: comes with single, shaped, interior shelf

# C21 FERRARA CHEST

WHEN ORDERING USE THE FOLLOWING FORMULA:

FRAME# / SIZE / TYPE / COLOR /  
DECORATION and COLOR of DECORATION  
(when applicable)

Examples:

1) C21 / ST / CA / BK / 43

(Ferrara / Standard / Cabinet / Black / Decoration 43)

2) C21 / SM / CA / IV / 44

(Ferrara / Small / Cabinet / Ivory / Decoration 44)

*Note: The decoration colors may vary depending on the "Base Color / Decorative Option" combination.*

*Note: Tops are either plain, decorated, or faux marble, depending on the "Decorative Options."*



C21 / SM / CA / BKR-02 / 43

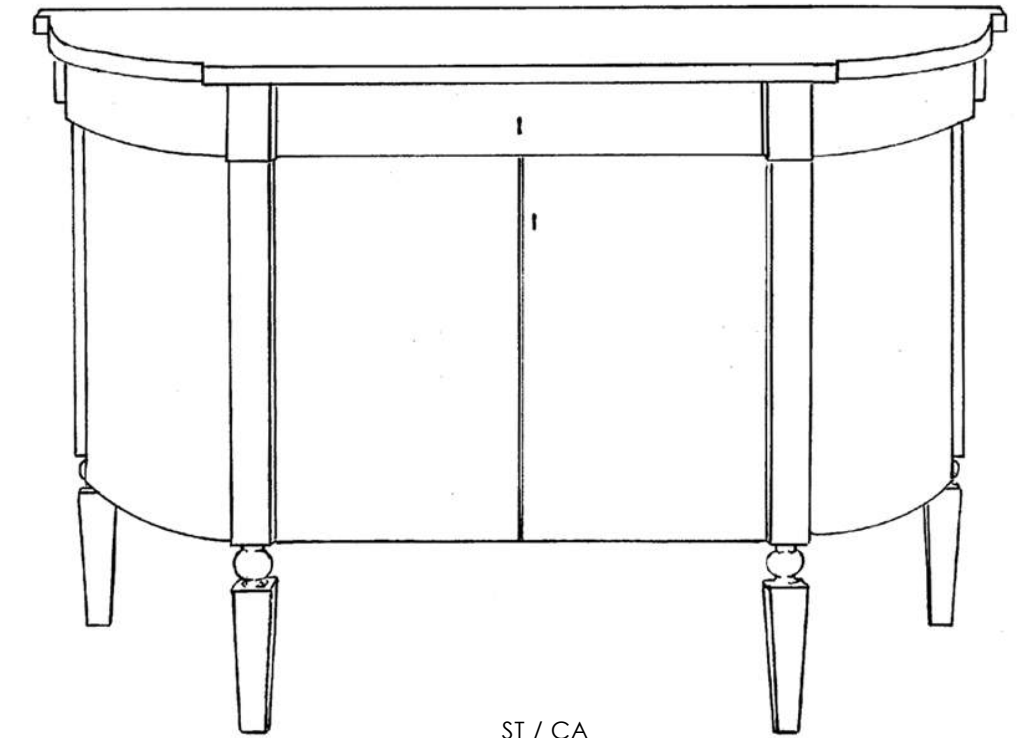
C21 FERRARA CHEST



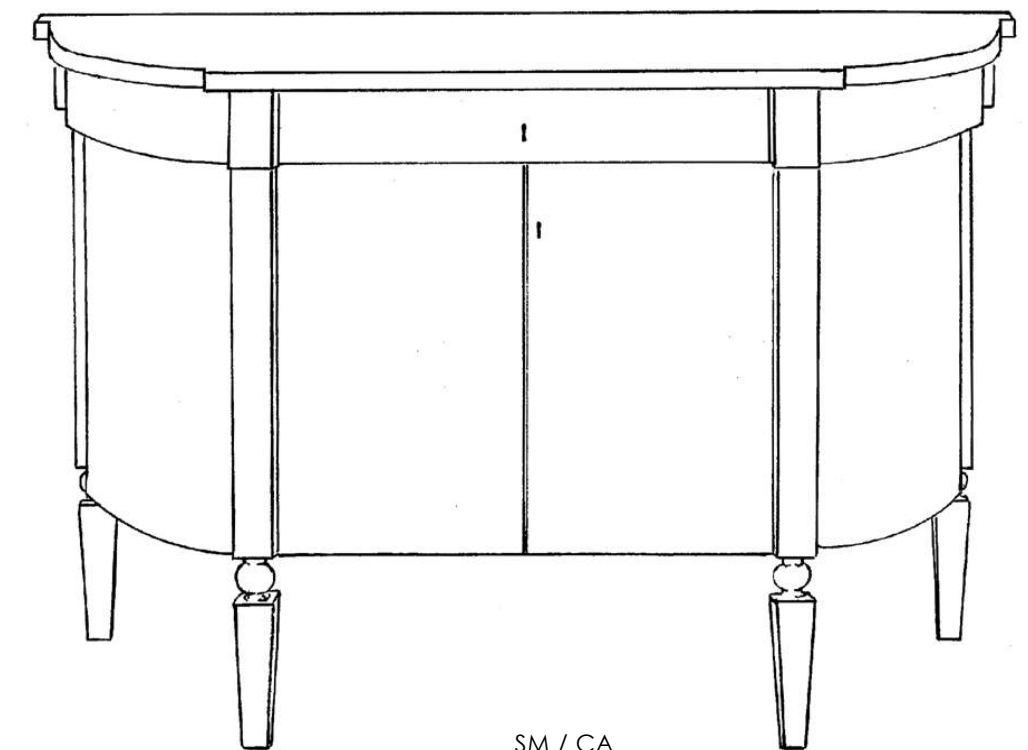
C21 / SM / CA / WTR-01 / 44



C21 / SM / CA / BKR-02 / 43



ST / CA  
(Standard / Cabinet)  
W x D x H  
54 in. x 25 in. x 36 in.  
137 cm. x 64 cm. x 91 cm.



SM / CA  
(Small / Cabinet)  
W x D x H  
45 in. x 16 in. x 36 in.  
114 cm. x 41 cm. x 91 cm.

# C23 BRIANZA COMMODE

WHEN ORDERING USE THE FOLLOWING FORMULA:

FRAME# / SIZE / TYPE / COLOR / DECORATION and COLOR  
of DECORATION (when applicable)

Examples:

1) C23 / ST / SH / BK / 18  
(Brianza / Standard / Shelf / Black / Decoration 18)

2) C23 / ST / DW / PK / 01  
(Brianza / Standard / Drawer / Pink / Decoration 01)



C23 / ST / DW / BK-BL / 52

C23 BRIANZA COMMODE



C23 / ST / DW / BL / 01



C23 / ST / DW / BL / 29



C23 / ST / CA / BK / 04



C23 / ST / SH / BK / 04GL



C23 / ST / BK / 04GL / TOP

C23 BRIANZA COMMODE



C23 / ST / DW / BK-BL / 52



C23 / ST / DW / IV / 02



C23 / ST / DW / BK / 04GL



C23 / ST / DW / RD / 11



C23 / ST / RD / 11 / TOP

C23 BRIANZA COMMODE



C23 / ST / DW / AP / 47BN



C23 / ST / DW / BB05 / DV / 45RS



C23 / ST / DW / BB02 / DV / 49



C23 / ST / CA / BK / 43



C23 / ST / RD / 11 / TOP



C23 / ST / RD / 11 / TOP



C23 BRIANZA COMMODE



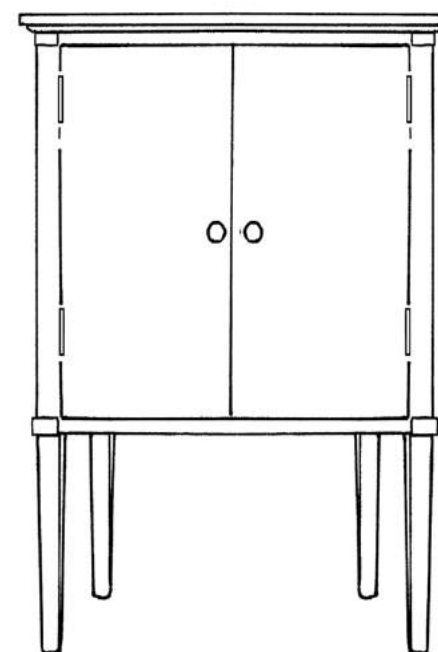
C23 / ST / SH / TP / 50WT



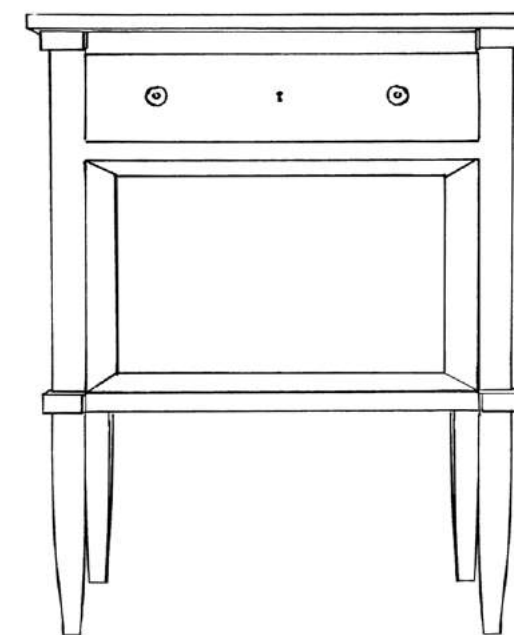
C23 / ST / DW / TP-BK / 56WT



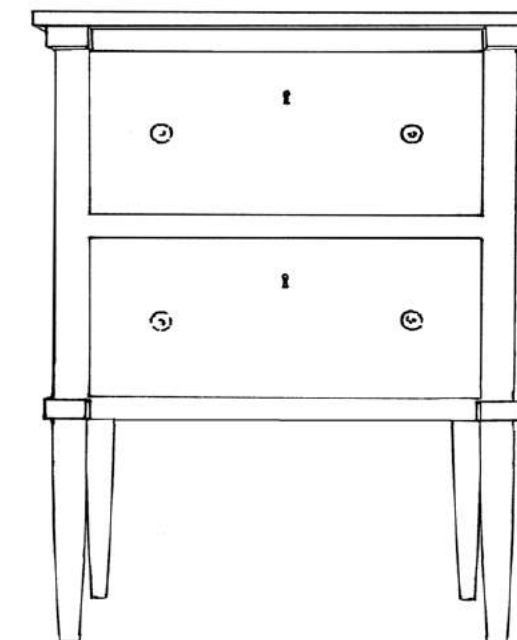
C23 / ST / DW / BP / 53IV



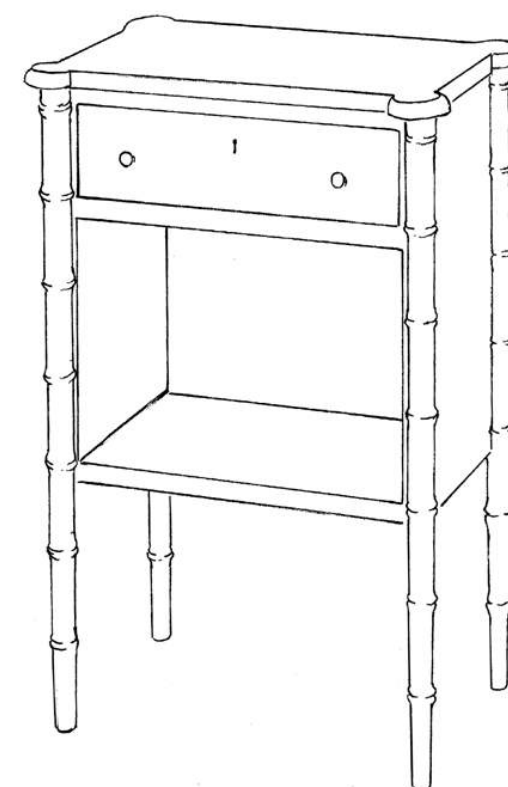
ST / CA  
 (Standard / Cabinet)  
 W x D x H  
 22 in. x 15 in. x 32 in.  
 56 cm. x 38 cm. x 81 cm.  
 (Note: Supplied with Single Shelf)



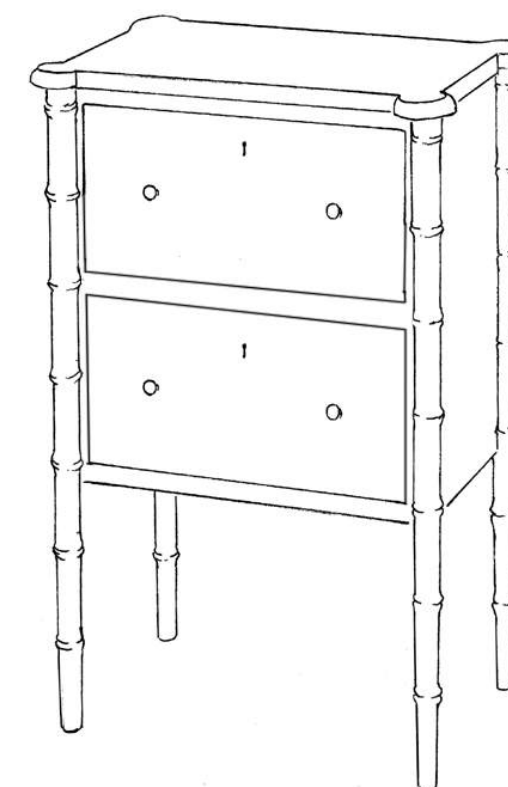
ST / DW  
 (Standard / Drawers)  
 W x D x H  
 22 in. x 15 in. x 32 in.  
 56 cm. x 38 cm. x 81 cm.



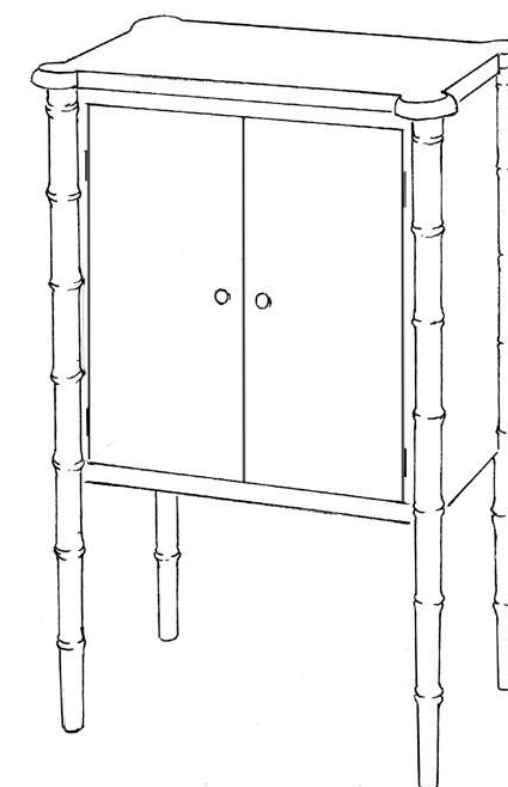
ST / SH  
 (Standard / Shelf)  
 W x D x H  
 22 in. x 15 in. x 32 in.  
 56 cm. x 38 cm. x 81 cm.



ST / SH / BB  
 (Standard / Shelf / Bamboo)  
 W x D x H  
 22 in. x 15 in. x 32 in.  
 56 cm. x 38 cm. x 81 cm.



ST / DW / BB  
 (Standard / Drawers / Bamboo)  
 W x D x H  
 22 in. x 15 in. x 32 in.  
 56 cm. x 38 cm. x 81 cm.



ST / CA / BB  
 (Standard / Cabinet / Bamboo)  
 W x D x H  
 22 in. x 15 in. x 32 in.  
 56 cm. x 38 cm. x 81 cm.  
 (Note: Supplied w/ Single Shelf)

## C25 SAN MARCO COMMODE

WHEN ORDERING USE THE FOLLOWING FORMULA:

FRAME# / SIZE / TYPE / COLOR / DECORATION  
and COLOR of DECORATION (when applicable)

Examples:

1) C25 / ST / DW / AB-DV / 19

(San Marco / Standard / Drawer / Antique Blue -Dove Grey /  
Decoration 19)

2) C25 / SM / CA / WT / 02GN

(San Marco / Small / Cabinet / White / Decoration 02  
in Green)

*Note: The decoration colors may vary depending on the  
"Base Color/Decorative Option" combination. Most of the  
above "Decorative Options" on the cabinet frames come  
standard with faux marble tops. The drawer frame has a  
decorated top, depending on the "Base Color / Decorative  
Option" combination. When ordering, please be sure to indicate  
which top you prefer on the cabinet: faux marble, decorated or  
plain.*

*Note: Glides can be added to the drawers for an additional fee.*



C25 / ST / DW / AB-DV / 19

C25 SAN MARCO COMMODE



C25 / SM / CA / RD / 29



C25 / SM / CA / BK / 30

C25 SAN MARCO COMMODE



C25 / SM / CA / DVR-01/ 49



C25 / ST / DW / AP/ 47BN



C25 / ST / DW / BN/ 44

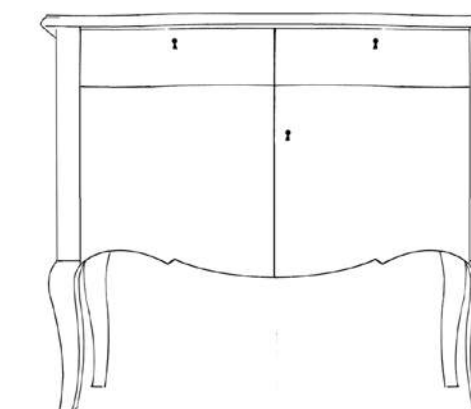
C25 SAN MARCO COMMODE



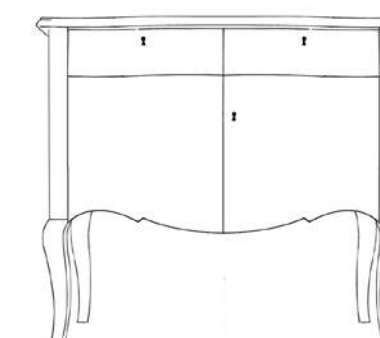
C25 SAN MARCO COMMODE



ST / DW  
(Standard / Drawer)  
W x D x H  
40 in. x 21 in. x 34 in.  
102 cm. x 53 cm. x 86 cm.



ST / CA  
(Standard / Cabinet)  
W x D x H  
42 in. x 22 in. x 35 in.  
107 cm. x 56 cm. x 89 cm  
Interior Width: 36 in. 91 cm.  
Interior Depth: 18 in. 46 cm.  
Interior Height: 12 in. 30 cm.



SM / CA  
(Small / Cabinet)  
W x D x H  
36 in. x 18.5 in. x 30 in.  
91 cm. x 47 cm. x 76 cm.  
Interior Width: 29 in. 74 cm.  
Interior Depth: 13 in. 33 cm.  
Interior Height: 10 in. 25 cm.

# C27 SAVONA TALL CHEST

WHEN ORDERING USE THE FOLLOWING FORMULA:

FRAME# / SIZE / TYPE / BAMBOO COLOR  
(when applicable) / COLOR / DECORATION  
and COLOR of DECORATION (when applicable)

Examples:

1) C27 / ST / DW / BB02 / DV / 49  
(Savona / Standard / Drawer / Brown Bamboo /  
Dove Grey / Decoration 49)

2) C27 / ST / DW / BK / 43  
(Savona / Standard / Drawer / Black / Decoration 43)

Note: On Bamboo frames the top is the same color as  
the bamboo.

Note: Glides can be added to the drawers for an additional fee



C27 / ST / DW / BL/ 29



C27 SAVONA TALL CHEST



C27 / ST / DW / BK / 04



C27 / ST / DW / BK / 18

C27 SAVONA TALL CHEST



C27 / ST / DW / SS/ 02



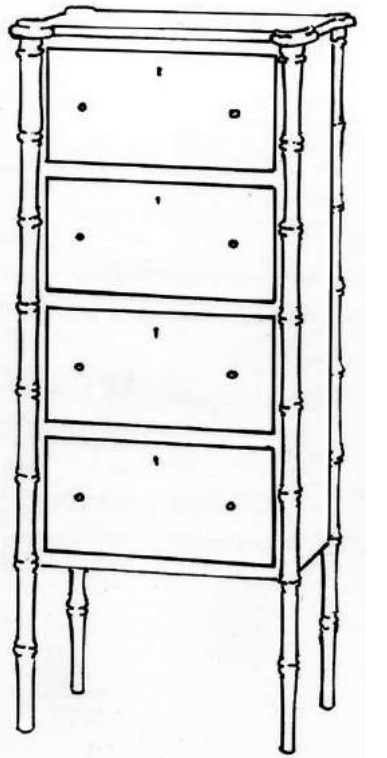
C27 / ST / DW / LT/ 04R

C27 SAVONA TALL CHEST

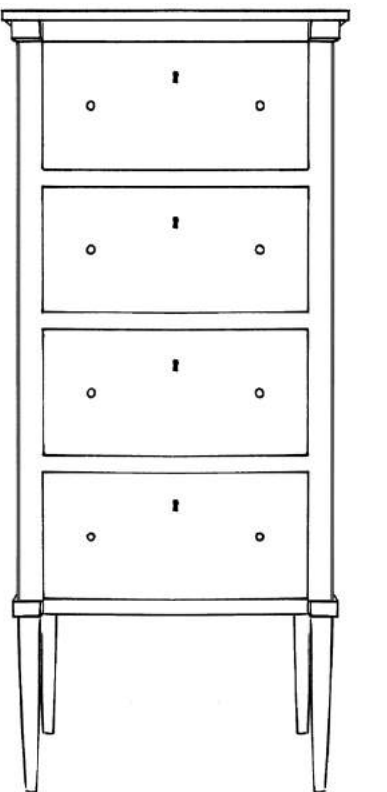


C27 / ST / DW / BB02/ DVR-01/49

C27 SAVONA TALL CHEST



ST / DW / BB  
(Standard / Drawer / Bam-  
boo)  
W x D x H  
22 in. x 15 in. x 50 in.  
56 cm. x 38 cm. x 127 cm.



ST / DW  
(Standard / Drawer)  
W x D x H  
22 in. x 15 in. x 50 in.  
56 cm. x 38 cm. x 127 cm.

## C28 CORTONA CHEST

WHEN ORDERING USE THE FOLLOWING FORMULA:

FRAME# / SIZE / TYPE / COLOR / DECORATION

Examples:

1) C28 / LG / CA / BK / 24  
(Cortona / Large / Cabinet / Black / Decoration 24)

2) C28 / ST / DW / PK / 01  
(Cortona / Standard / Drawer / Pink / Decoration 01)

STANDARD FINISHES:

- COLOR OPTIONS:  
Any of the standard "Base Colors."
- DECORATIVE OPTIONS:  
Any of the following:

*Note: The decoration colors may vary depending on the "Base Color / Decorative Option" combination. Most of the above "Decorative Options" come standard with faux marble tops. Others have decorated tops, depending on the "Base Color / Decorative Option" combination. When ordering, please be sure to indicate which top you prefer: faux marble or decorated.*

*Note: Glides can be added to the drawers for an additional fee.*



C28 / ST / DW / AQ / 16

C28 CORTONA CHEST



C28 / ST / DW / WT / 04RS



C28 / LG / CA / BK / 24



C28 / ST / DW / PK / 01

C28 CORTONA CHEST



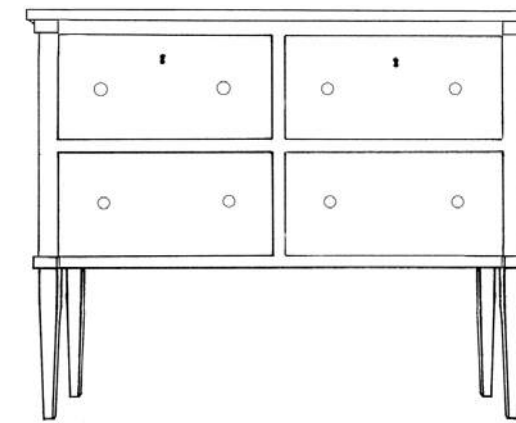
C28 / ST / DW / RD / 47GL



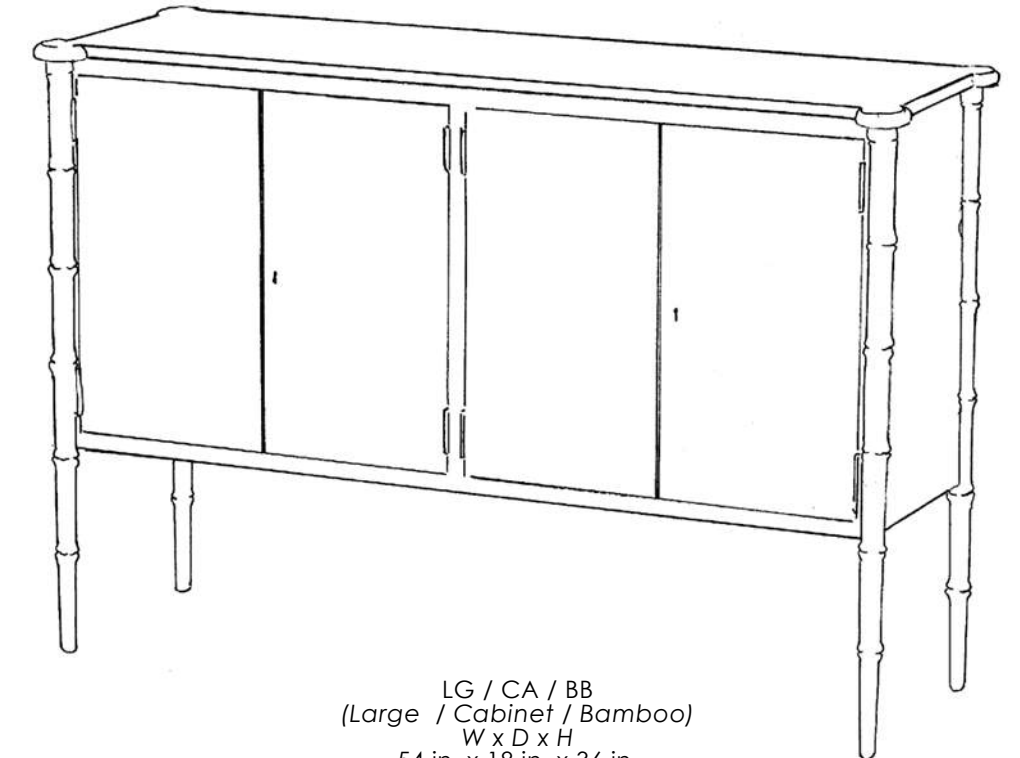
C28 / ST / CA / BB02/ BK / 44



C28 / ST / DW / BB04/ IV/45LV



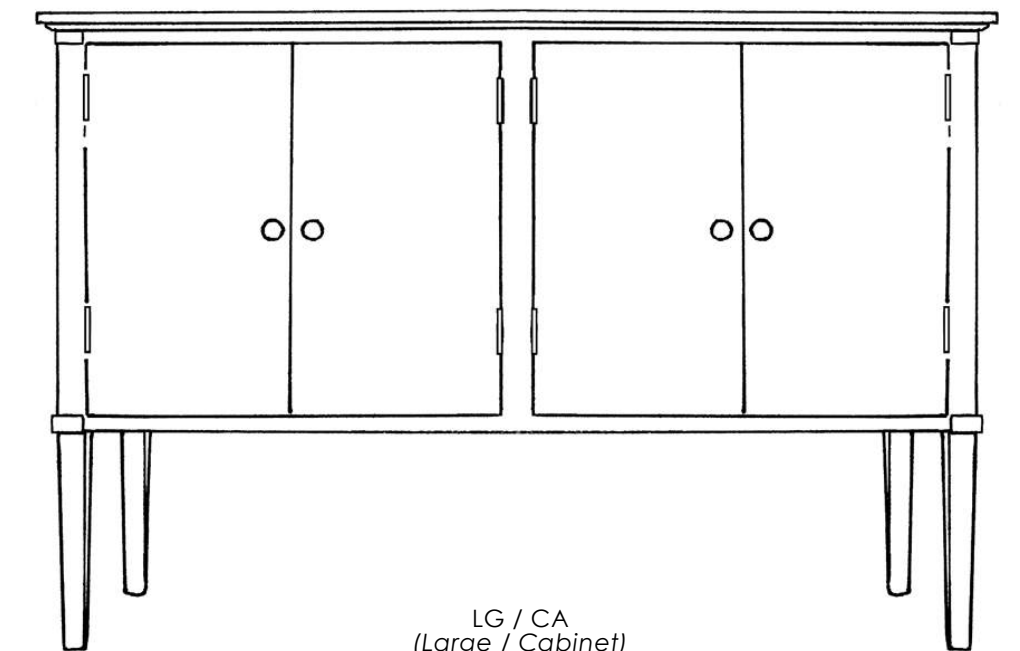
ST / DW  
(Standard / Drawer)  
W x D x H  
40 in. x 15 in. x 32 in.  
102 cm. x 38 cm. x 81 cm.



LG / CA / BB  
(Large / Cabinet / Bamboo)  
W x D x H  
54 in. x 18 in. x 36 in.  
137 cm. x 46 cm. x 91 cm.  
Note: Includes single interior shelf



ST / DW / BB  
(Standard / Drawer / Bamboo)  
W x D x H  
40 in. x 15 in. x 32 in.  
102 cm. x 38 cm. x 81 cm.



LG / CA  
(Large / Cabinet)  
W x D x H  
54 in. x 18 in. x 36 in.  
137 cm. x 46 cm. x 91 cm.  
Note: Includes single interior shelf



## C34 TORINO BOW CHEST

WHEN ORDERING USE THE FOLLOWING FORMULA:

FRAME# / SIZE / TYPE - PULL / COLOR / DECORATION and COLOR  
of DECORATION  
(when applicable)

Examples:

1) C34 / ST / CA - 00 / BK / 04 GL  
(Torino / Standard / Cabinet - Keyhole / Black / Decoration 04 in  
Gilt)

2) C34 / SM / CA - 06 / YL / 31  
(Torino / Small / Cabinet - Berry / Yellow / Decoration 31)

Note: The decoration colors may vary depending on the "Base  
Color / Decorative Option" combination. Most of the above  
"Decorative Options" come standard with faux marble tops.  
Others have decorated tops or plain tops, depending on the  
"Base Color / Decorative Option" combination. When ordering,  
please be sure to indicate which top you prefer: faux marble or  
decorated.

Note: Glides can be added to the drawers for an additional fee.



C34 / ST / CA-08 / YL/ 31

C34 TORINO BOW CHEST



C34 / SM / DW-02 / LT / 04R



C34 / ST / CA-00 / WT / 26BL



C34 / ST / DW-02 / TP / 28R

C34 TORINO BOW CHEST



C34 / ST / DW-10 / LV / 46IV



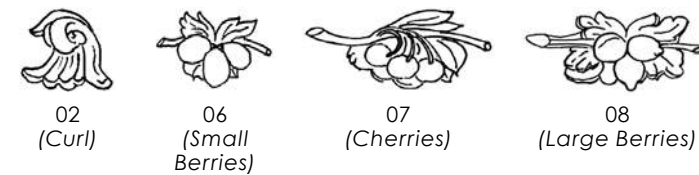
C34 / SM / DW-11 / LVR-01 / 47BN



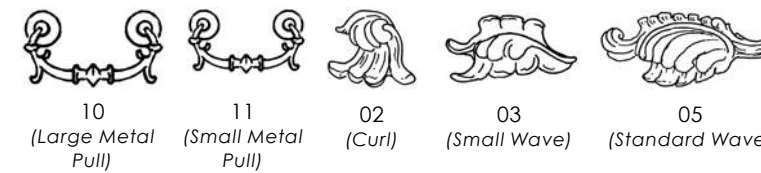
C34 / ST / DW-02 / TP / 28R



PULLS FOR ORIGINAL COLLECTION:

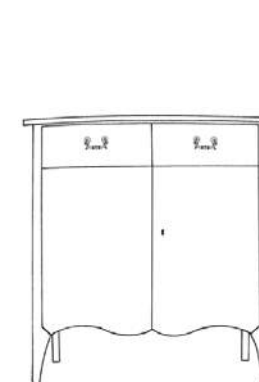


PULLS FOR VENETIAN TEAHOUSE COLLECTION:

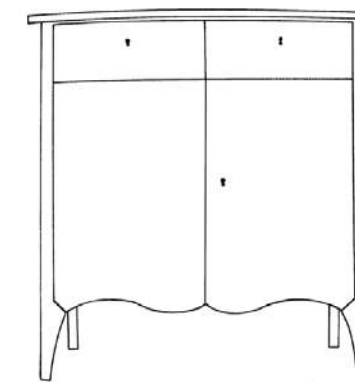


SM / CA - 06  
(Small / Cabinet - Small Berries)  
W x D x H  
24 in. x 17 in. x 28 in.  
61 cm. x 51 cm. x 71 cm.

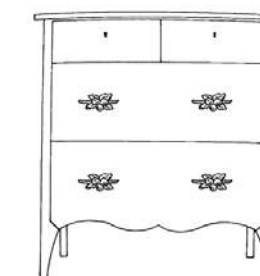
ST / CA - 08  
(Standard / Cabinet - Large Berries)  
W x D x H  
38 in. x 22.5 in. x 39 in.  
97 cm. x 57 cm. x 99 cm.



SM / DW / 11  
(Small / Drawer / Small Metal Pulls)  
W x D x H  
24 in. x 17 in. x 28 in.  
61 cm. x 51 cm. x 71 cm.



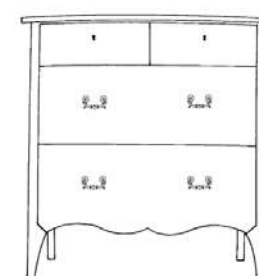
ST / DW / 10  
(Standard / Drawer / Large Metal Pulls)  
W x D x H  
38 in. x 22.5 in. x 39 in.  
97 cm. x 57 cm. x 99 cm.



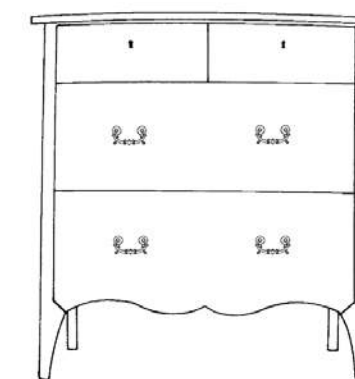
SM / DW - 06  
(Small / Drawer / Small Berries)  
W x D x H  
24 in. x 17 in. x 28 in.  
61 cm. x 51 cm. x 71 cm.



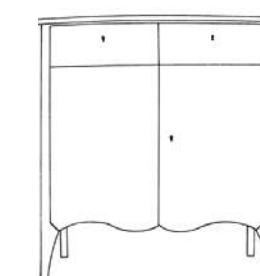
ST / DW - 08  
(Standard / Drawer / Large Berries)  
W x D x H  
38 in. x 22.5 in. x 39 in.  
97 cm. x 57 cm. x 99 cm.



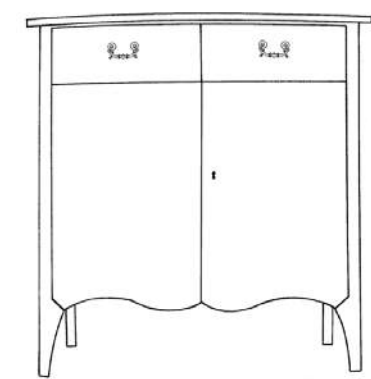
SM / CA / 00  
(Small / Cabinet / Keyhole)  
W x D x H  
24 in. x 17 in. x 28 in.  
61 cm. x 51 cm. x 71 cm.



ST / CA / 00  
(Standard / Cabinet / Keyhole)  
W x D x H  
38 in. x 22.5 in. x 39 in.  
97 cm. x 57 cm. x 99 cm.



SM / CA - 00  
(Small / Cabinet - Keyhole)  
W x D x H  
24 in. x 17 in. x 28 in.  
61 cm. x 51 cm. x 71 cm.



ST / CA - 00  
(Standard / Cabinet - Keyhole)  
W x D x H  
38 in. x 22.5 in. x 39 in.  
97 cm. x 57 cm. x 99 cm.

# C38 VERONESE CORNER PIECE

WHEN ORDERING USE THE FOLLOWING FORMULA:

FRAME# / SIZE / TYPE / COLOR / DECORATION and COLOR of  
DECORATION (when applicable)

Examples:

1) C38 / ST / CA / BKR - 03 / 43R  
(Veronese / Standard / Cabinet / Black (Red Undercoat)  
-Chinese Lacquer / Decoration 43 Raised Gesso)

2) C38 / ST / CC / IV / 59  
(Veronese / Standard / Cupboard / Ivory / Decoration 59)



C38 / ST / CA / BKR-03 / 43R

C38 VERONESE CORNER PIECE



DECORATION 59

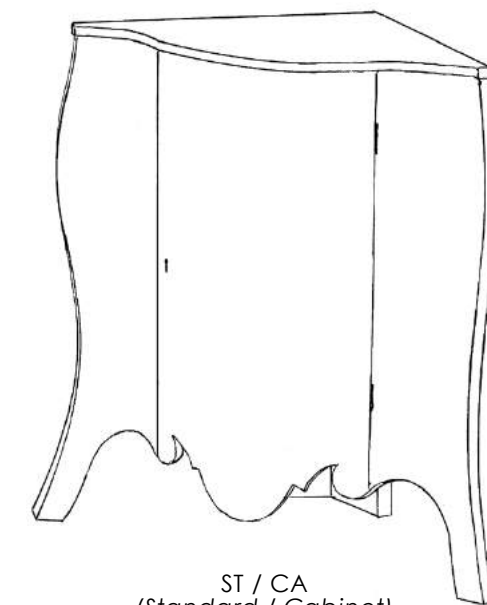


C38 / ST / CC / BK / 47WT

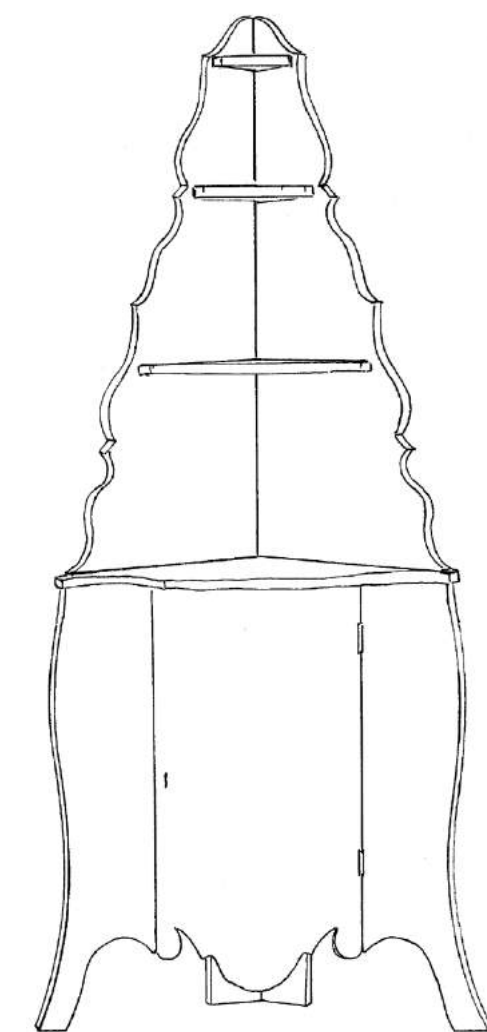


C38 / ST / CC / IV / 59

C38 VERONESE CORNER PIECE



ST / CA  
(Standard / Cabinet)  
W x D x H  
23 in. x 18 in. x 32.5 in.  
58 cm. x 46 cm. x 83 cm.



ST / CC  
(Standard / Cupboard)  
W x D x H  
23 in. x 18 in. x 73.5 in.  
58 cm. x 46 cm. x 187 cm.

# C43 TIVOLI NIGHTSTANDT

WHEN ORDERING USE THE FOLLOWING FORMULA:

FRAME# / SIZE / TYPE / COLOR / DECORATION  
and COLOR of DECORATION (when applicable)

Examples:

1) C43 / ST / DW / TP / 50R  
(Tivoli / Standard / Drawers / Taupe / Decoration 50 Raised  
Gesso)

2) C43 / ST / DW / BK / 50WT  
(Tivoli / Standard / Drawers / Black / Decoration 50 in White)

Note: The standard finishes for the tops with any of the above  
"Decorative Options" are either faux marble or plain.



C43 / ST / DW / TP / 50WT



C43 TIVOLI NIGHTSTANDT



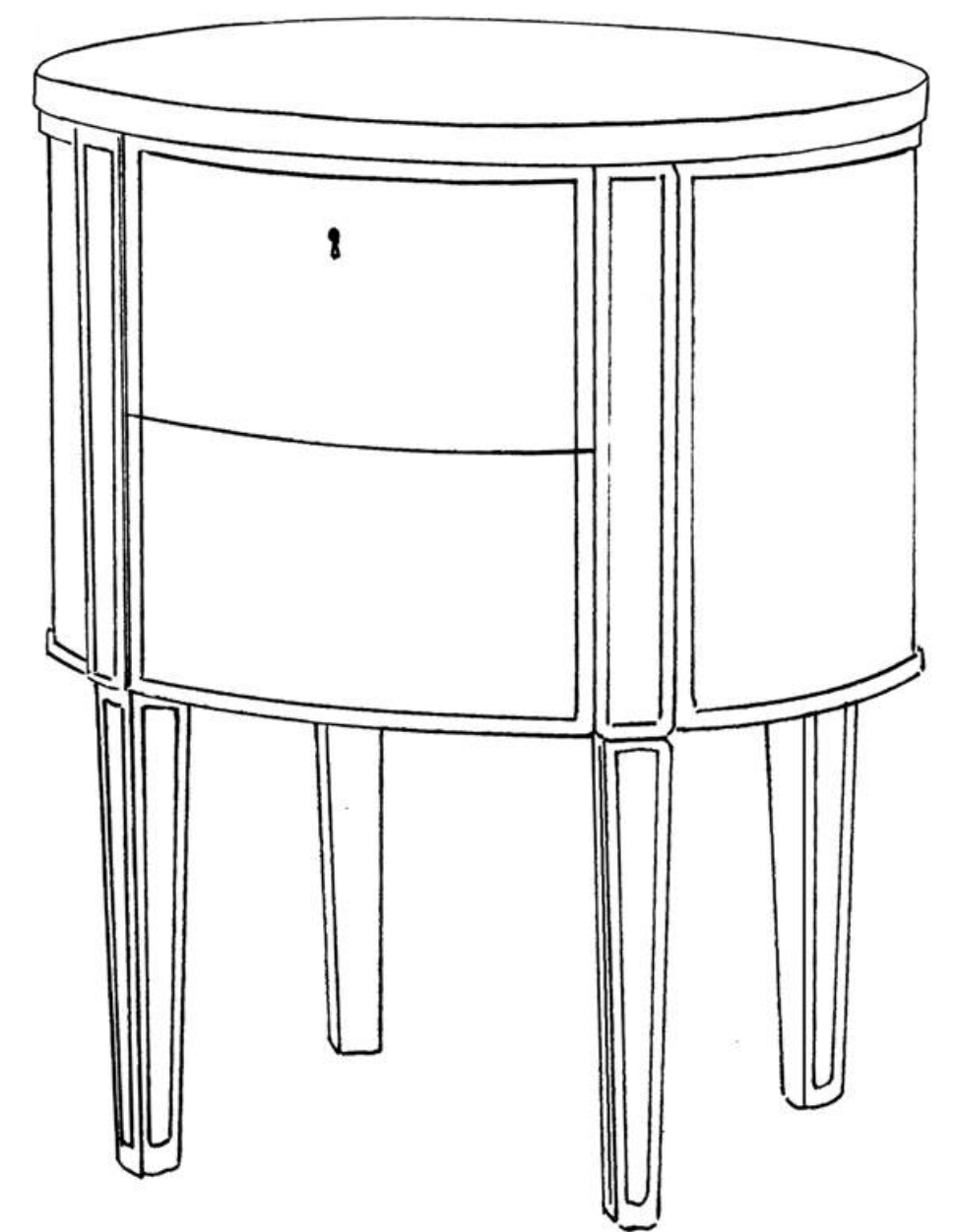
DECORATION 50R



C43 / ST / 2D-00/ TP / 50R



C43 / ST / DW / TP / 50WT



ST  
(Standard)  
W x D x H  
23.5 in. x 17.5 in. x 28 in.  
60 cm. x 44 cm. x 71 cm.

# C44 BORGHESE DEMI-LUNE

WHEN ORDERING USE THE FOLLOWING FORMULA:

FRAME# / SIZE / TYPE / COLOR / DECORATION  
and COLOR of DECORATION (when applicable)

Examples:

1) C44 / ST / CA / TP / 50R

(Borghese / Standard / Cabinet / Taupe / Decoration 50 Raised  
Gesso )

2) C44 / ST / CA / BK / 50WT

(Borghese / Standard / Cabinet / Black / Decoration 50 in White)

Note: The standard finishes for the tops with any of the above  
"Decorative Options" are either faux marble or plain.



C44 / ST / CA / TP / 50R

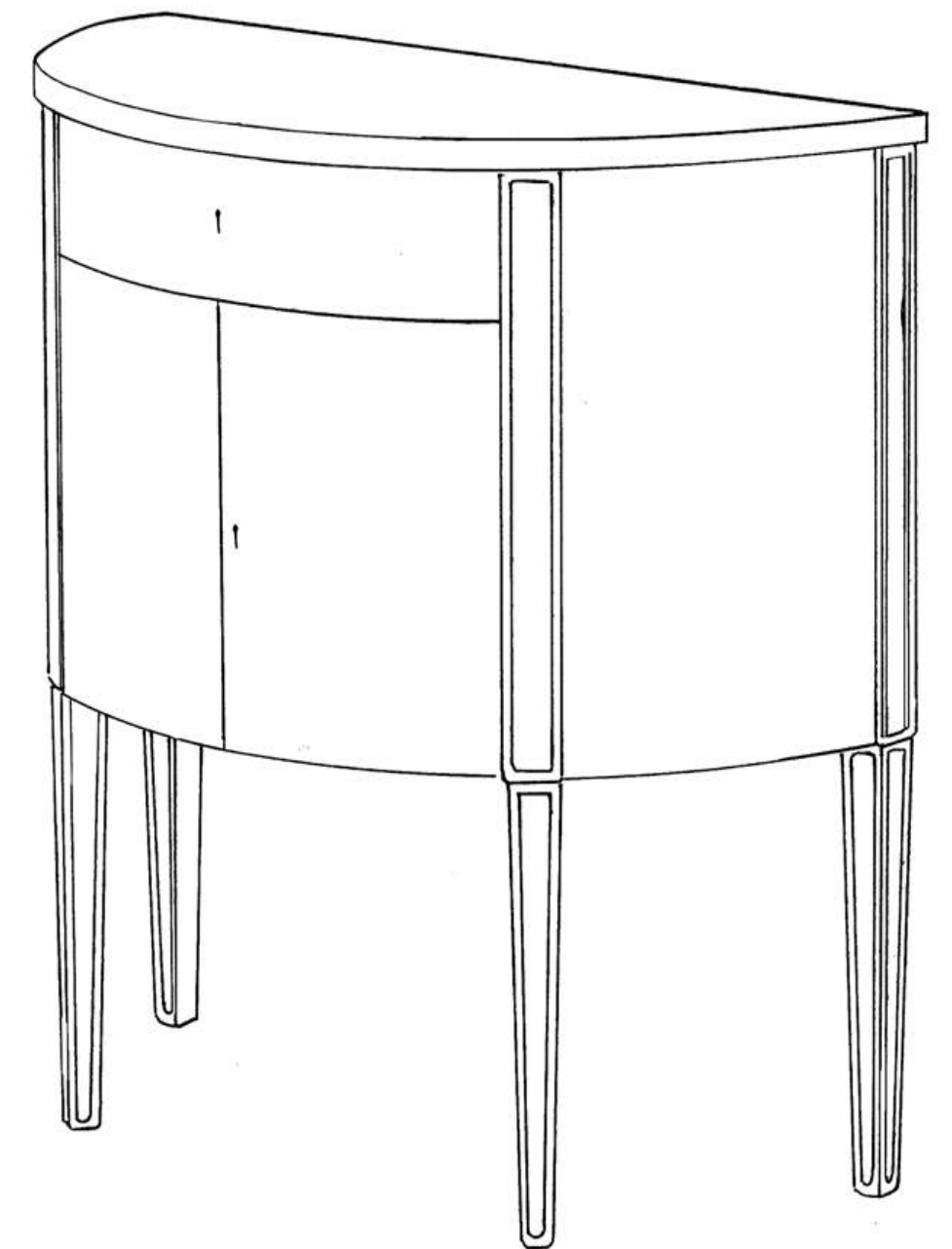
T31



DECORATION 50R



C44 / ST / CA / TP / 50R



ST / CA  
(Standard / Cabinet)  
W x D x H  
35 in. x 18 in. x 35.5 in.  
89 cm. x 46 cm. x 90 cm.

# C47 BARBERINI CHEST

WHEN ORDERING USE THE FOLLOWING FORMULA:

FRAME# / SIZE / TYPE-PULL / COLOR / DECORATION  
and COLOR of DECORATION (when applicable)

Examples:

1) C47 / ST / DW-15 / BK / 50R  
(Barbarini / Standard / Drawers-Pull 15 / Black / Decoration 50  
Raised Gesso)

2) C47 / SM / DW-02 / BP / 53WT  
(Barbarini / Small / Drawers-Pull 02 / Brown Taupe / Decoration  
53 in White)

PULLS:

Any of the following:  
02 (Curl)  
15 (Large Round Metal Pull)

Note: The standard finishes for the tops with any of the above  
"Decorative Options" are either faux marble or plain.

Note: Glides can be added to the drawers for an additional fee.



C47 / SM / DW-15 / BK / 50R

C47 BARBERINI CHEST




C47 / SM / DW-02 / BP / 53IV



C47 / SM / DW-15 / TP-BK / 55BK




C47 / SM / DW-15 / WT-BK / 54TP




ST / DW  
 (Standard / Drawers)  
 W x D x H  
 45 in. x 16 in. x 35 in.  
 114 cm. x 41 cm. x 89 cm.


PULLS:



15  
 (Large Round Metal  
 Pull)



02  
 (Curl)



SM / CA  
 (Small / Cabinet)  
 W x D x H  
 31.5 in. x 16 in. x 35 in.  
 80 cm. x 40.5 cm. x 89.5  
 cm.



SM / DW  
 (Small / Drawers)  
 W x D x H  
 31.5 in. x 16 in. x 35 in.  
 80 cm. x 40.5 cm. x 89.5 cm.



## C52 SANGALLO SIDEBOARD

WHEN ORDERING USE THE FOLLOWING FORMULA:

FRAME# / SIZE / TYPE / COLOR - COLOR of BASE / DECORATION  
and COLOR of DECORATION  
(when applicable)

Examples:

1) C52 / ST / CA / WT-BK / 00

(Sangallo / Standard / Cabinet / White with Black Base /  
No Decoration)

2) C52 / LG / CA / TP-BK / 00

(Sangallo / Large / Cabinet / Taupe with Black Base /  
No Decoration)

3) C52 / ST / CA / WT-2 / 58

(Sangallo / Standard / Cabinet / White with Black-Taupe Faux  
Marble Base / Decoration 58)

Note: The standard finish for the top is plain, undecorated.  
The base of the sideboard can be either a solid color or  
faux marble.



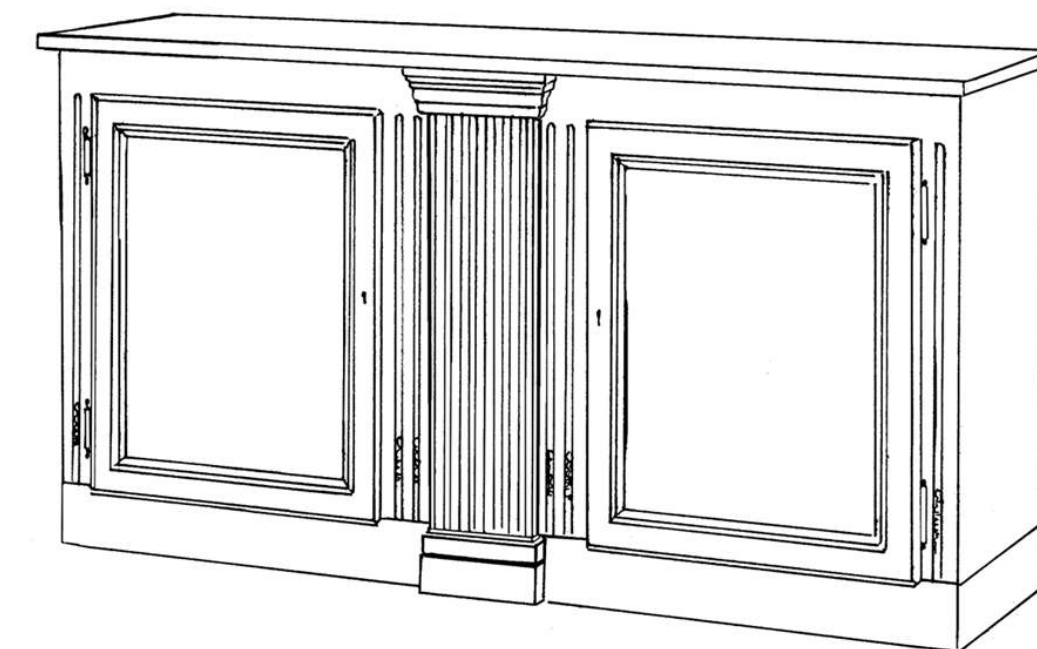
C52 SANGALLO SIDEBOARD



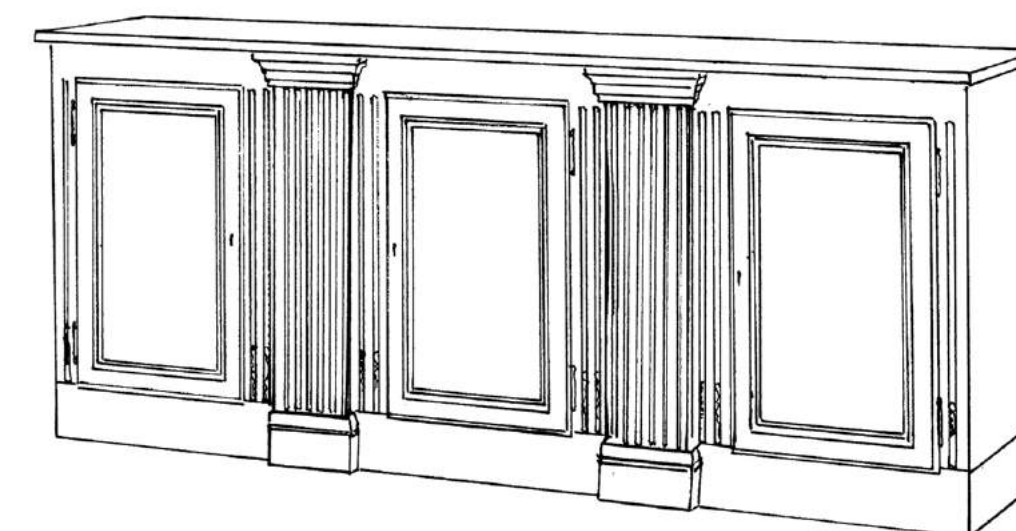
C52 / ST / CA / WT-2 / 58



C52 / LG / CA / WT-2 / 00



ST  
(Standard)  
W x D x H  
62.5 in. x 17 in. x 34 in.  
158.5 cm. x 43 cm. x 86 cm.



LG  
(Large)  
W x D x H  
84 in. x 17 in. x 36 in.  
213 cm. x 43 cm. x 92 cm.  
(Interior)  
80 in. x 14 in. x 32 in.  
204 cm. x 35 cm. x 82 cm.

# C70 FIRENZE CHEST

WHEN ORDERING USE THE FOLLOWING FORMULA:

FRAME# / STYLE (when applicable) / SIZE / TYPE /  
COLOR / DECORATION and COLOR of DECORATION  
(when applicable)

Examples:

1) C70 / ST / DW / BK / 04  
(Firenze / Standard / Drawer / Black / Decoration 04)

2) C70 / DB / ST / DW / PK / 07  
(Firenze / Double / Standard / Drawer / Pink / Decoration 07)

*Note: The decoration colors may vary depending on the "Base Color / Decorative Option" combination. Most of the above "Decorative Options" come standard with faux marble tops. Others have decorated tops, depending on the "Base Color / Decorative Option" combination. When ordering, please be sure to indicate which top you prefer: faux marble or decorated.*

*Note: Glides can be added to the drawers for an additional fee.*



C70 / ST / DW / RD / 11

C70 FIRENZE CHEST



C70 / ST / DW / BK / 18



C70 / SM / CA / BK / 24



C70 / SM / DW / LT / 57CR-WT



C70 / ST / DW / TP-BK / 56WT

C70 FIRENZE CHEST



C70 / ST / DW / DV / 49



C70 / ST / DW / BB01 / BN



C70 / ST / DW / BKR-01 / 44



C70 / ST / DW / BK / 47IV



C70 / DB / ST / DW / BB01 / BN / 43



C70 / ST / DW / BK / 46RS

C70 FIRENZE CHEST



C70 / ST / DW / YL / 30



C70 / DB / ST / DW / BB01 / BN / 43



C70 / ST / DW / WT / 13



C70 / ST / DW / WT / 26GN



C70 / ST / DW / BK / 30



C70 / ST / DW / BK / 33



C70 / DB / ST / DW / RD / 11




C70 / CS / ST / DW / BL / 29



C70 FIRENZE CHEST



CS / ST / DW  
( Console / Standard / Drawer )  
W x D x H  
89 in. x 21 in. x 35 in.  
226 cm. x 53 cm. x 89 cm.



DB / ST / DW  
( Double / Standard / Drawer )  
W x D x H  
60 in. x 21 in. x 35 in.  
152 cm. x 53 cm. x 89 cm.



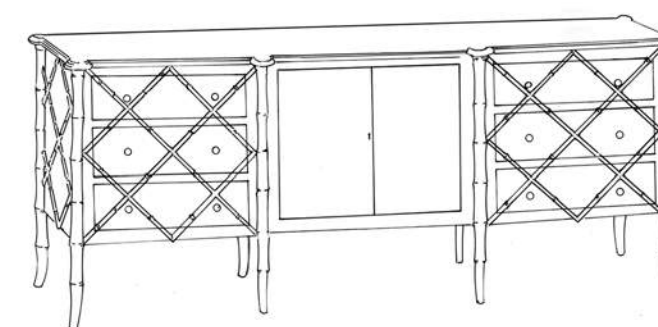
ST / DW  
( Standard / Drawer )  
W x D x H  
45.5 in. x 21 in. x 35 in.  
116 cm. x 53 cm. x 89 cm.



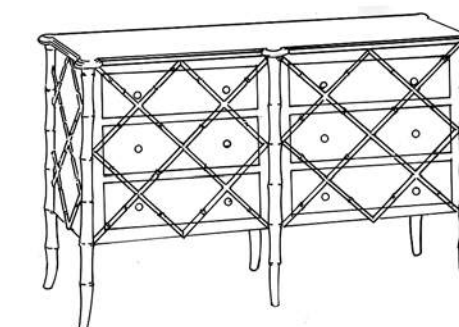
SM / DW  
( Small / Drawer )  
W x D x H  
31 in. x 19 in. x 35 in.  
79 cm. x 48 cm. x 89 cm.



SM / CA  
( Small / Cabinet )  
W x D x H  
31 in. x 19 in. x 35 in.  
79 cm. x 48 cm. x 89 cm.



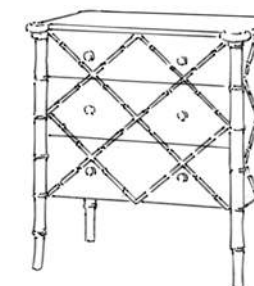
CS / ST / DW / BB  
( Console / Standard / Drawer / Bamboo )  
W x D x H  
88 in. x 21 in. x 35 in.  
224 cm. x 53 cm. x 89 cm.



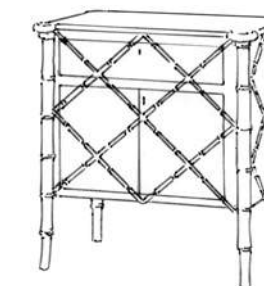
DB / ST / DW / BB  
( Double / Standard / Drawer / Bamboo )  
W x D x H  
60 in. x 21 in. x 35 in.  
152 cm. x 53 cm. x 89 cm.



ST / DW / BB  
( Standard / Drawer / Bamboo )  
W x D x H  
45.5 in. x 22 in. x 35 in.  
116 cm. x 56 cm. x 89 cm.



SM / DW / BB  
( Small / Drawer / Bamboo )  
W x D x H  
34 in. x 22 in. x 35 in.  
86 cm. x 56 cm. x 89 cm.



SM / CA / BB  
( Small / Cabinet / Bamboo )  
W x D x H  
34 in. x 22 in. x 35 in.  
86 cm. x 56 cm. x 89 cm.

C72 GIOCONDA

L. 120X51cm / H. 89 cm



C72 / ST / DW-BK-P/ 107R WT

# C78 BLENHEIM CHEST

WHEN ORDERING USE THE FOLLOWING FORMULA:

FRAME# / SIZE / TYPE / COLOR / DECORATION and COLOR of  
DECORATION (when applicable)

Examples:

1) C78 / ST / CA / WT / 03GN

(Blenheim / Standard / Cabinet / White / Decoration 03  
in Green )

2) C78 / ST / CA / BL / 13

(Blenheim / Standard / Cabinet / Blue / Decoration 13)

*Note: The decoration colors may vary depending on the "Base  
Color / Decorative Option" combination. Most of the above  
"Decorative Options" come standard with faux marble tops. Oth-  
ers have decorated tops or plain tops, depending on the "Base  
Color / Decorative Option" combination. When ordering, please  
be sure to indicate which top you prefer: faux marble or deco-  
rated.*



C78 / ST / CA / WT / 03GN

C78 BLENHEIM CHEST



Decoration



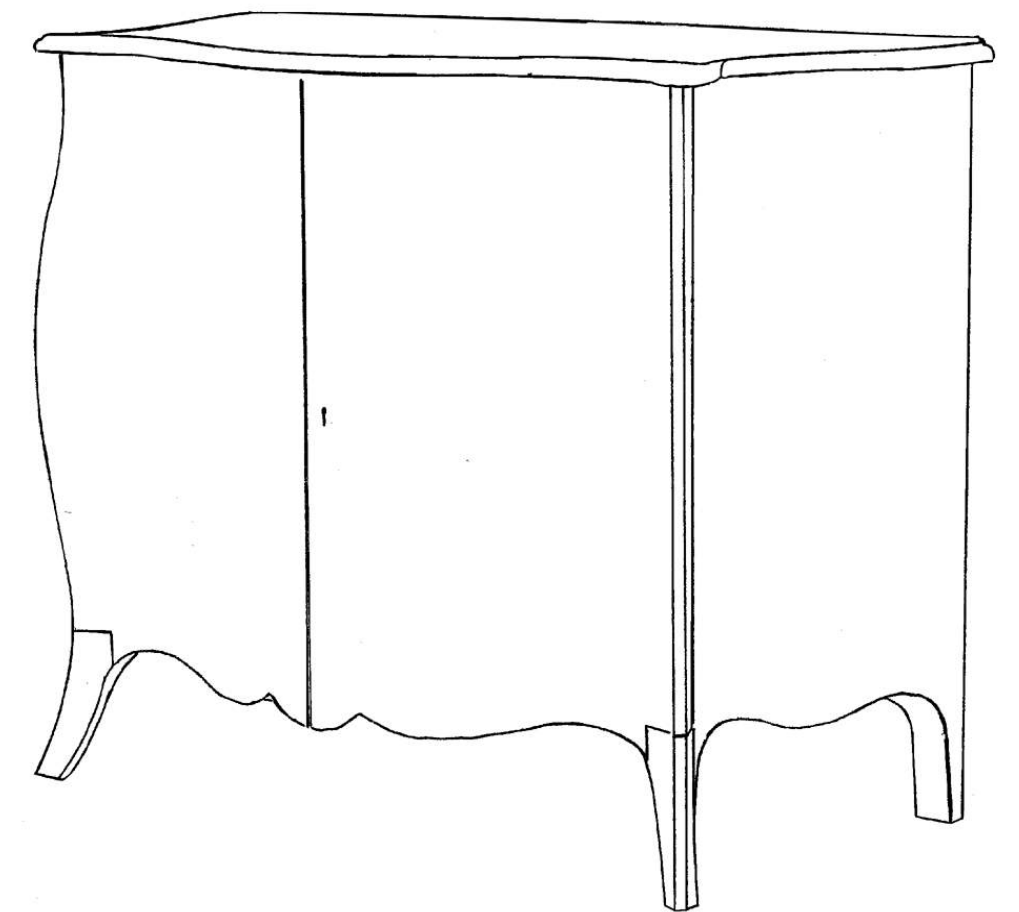
C78 / ST / CA / BK / 19



Decoration 19



C78 / ST / CA / RD / 19



ST / CA  
(Standard / Cabinet)  
W x D x H  
51 in. x 26 in. x 42 in.  
130 cm. x 66 cm. x 107 cm.  
Interior Dimensions:  
Front to Back (Deepest) 23 in. / 58 cm.  
Front to Back (Shallowest) 18.5 in. / 47 cm.  
Across the Back 45 in. / 114 cm.  
Across the Front 37 in. / 94 cm.  
Interior Height 30 in. / 76 cm.  
Note: comes with single, shaped, interior shelf

## C06 PALAZZO SECRETARY/BUREAU

WHEN ORDERING USE THE FOLLOWING FORMULA:

FRAME# / STYLE (when applicable) / SIZE / TYPE / EXTERIOR  
COLOR-INTERIOR COLOR / DECORATION and COLOR  
of DECORATION (when applicable)

Examples:

1) C06 / ST / 2D / WT-WT / 20  
(Palazzo / Standard / 2 Drawer / White-White / Decoration 20)

2) C06 / LW / 2D / BK-MA / 27  
(Palazzo / Low / 2 Drawer / Black-Mango / Decoration 27)

3) C06 / LW / 3D / RD-GN / 11  
(Palazzo / Low / 3 Drawer / Red-Green / Decoration 11)

4) C06 / BR / LW / 3D / BL-PK / 13  
(Palazzo / Bureau / Low / 3 Drawer / Blue-Pink / Decoration 13)

Note: Certain "Base Color/  
Decorative Option" combinations have interior colors that are  
standard to that particular combination. In addition, the deco-  
ration color may vary depending on the base color.

Note: Glides can be added to the drawers for an additional fee.





C06 / LW / 3D / BL-PK / 13 (Interior)



C06 / LW / 3D / BL-PK / 13



C06 / LW / 2D / BK-BL / 27 (Interior)



C06 / LW / 2D / BK-BL / 27



C06 / LW / 2D / LT-LT / 04R



C06 / LW / 2D / RD-GN / 11



C06 / LW / 2D / AQ-MA / 16



C06 / ST / 2D / YL-MA / 30





C06 / LW / 2D / AP-LV / 47BN



C06 / LW / 2D / AP-LV / 47BN  
(Interior)



C06 / BR / LW / 2D / BKR-01 / 47WT



C06 / ST / 2D / BK-WT / 47WT (Interior)




C06 / ST / 2D / BK-WT / 47WT



C06 / LW / 2D / AQ-IV / 49 (Interior)

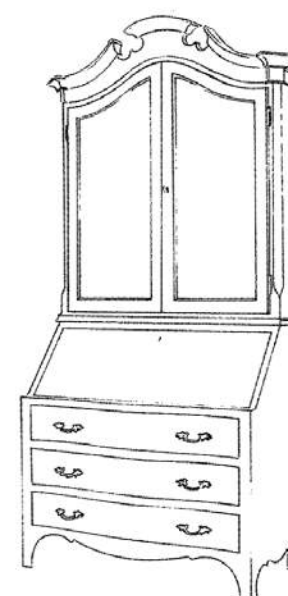



C06 / LW / 2D / AQ-IV / 49



ST / 2D or LW / 2D  
(Standard / 2 Drawer  
or Low / 2 Drawer  
Interior)

ST / 2D  
(Standard / 2 Drawer)  
W x D x H  
46 in. x 20 in. x 94 in.  
117 cm. x 51 cm. x 239 cm.  
Flap Height: 35.5 in. / 90 cm.



ST / 3D  
(Standard / 3 Drawer)  
W x D x H  
46 in. x 20 in. x 94 in.  
117 cm. x 51 cm. x 239 cm.  
Flap Height: 35.5 in. / 90 cm.

LW / 3D  
(Low / 3 Drawer)  
W x D x H  
46 in. x 20 in. x 89 in.  
117 cm. x 51 cm. x 226 cm.  
Flap Height: 29 in. / 73.5 cm.

LW / 2D  
(Low / 2 Drawer)  
W x D x H  
46 in. x 20 in. x 89 in.  
117 cm. x 51 cm. x 226 cm.  
Flap Height: 29 in. / 73.5 cm.



BR / LW / 2D  
(Bureau / Low / 2 Drawer,  
Interior)

BR / LW / 3D  
(Bureau / Low / 3 Drawer)  
W x D x H  
40 in. x 20 in. x 39 in.  
102 cm. x 51 cm. x 99 cm.  
Flap Height: 29 in. / 73.5 cm.

BR / LW / 2D  
(Bureau / Low / 2 Drawer)  
W x D x H  
40 in. x 20 in. x 39 in.  
102 cm. x 51 cm. x 99 cm.  
Flap Height: 29 in. / 73.5 cm.

# C22 VICENZA ARMOIRE

WHEN ORDERING USE THE FOLLOWING FORMULA:

FRAME# / SIZE / TYPE / EXTERIOR COLOR-INTERIOR COLOR /  
DECORATION and COLOR of DECORATION (when applicable)

Examples:

1) C22 / ST / SH / BL-SL / 07  
(Vicenza / Standard / Shelves / Blue-Salmon / Decoration 07)

2) C22 / LG / DW / AB-DV / 19  
(Vicenza / Large / Drawers / Antique Blue-Dove Grey /  
Decoration 19)

*Note: Certain "Base Color / Decorative Option" combinations  
have interior colors that are standard to that particular  
combination. In addition, the decoration color may vary  
depending on the base color.*

*Note: TV shelf is standard. If not desired please indicate.  
Glides can be added to the drawers for an additional fee.*



C22 / ST / DW / BK-WT / 47WT



C22 / ST / DW or SH / BL-SL / 01 or 07



C22 / ST / DW / BL-SL / 01 (Interior)



C22 / ST / DW / BL-SL / 07 (Interior)



C22 / ST / DW / AB-DV / 19 (Interior)



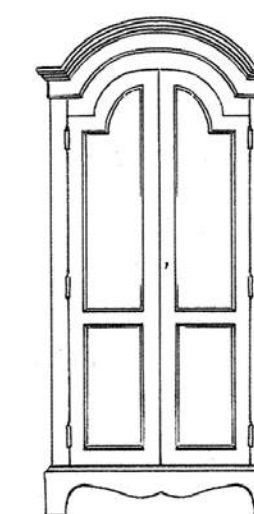
C22 / ST / DW / AB-DV / 19



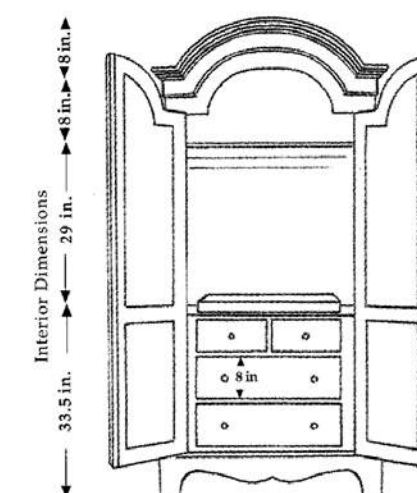
C22 / ST / DW / BK-WT / 47WT




C22 / ST / DW / BK-WT / 47WT (Interior)




ST  
(Standard)  
W x D x H  
42 in. x 24 in. x 87 in.  
107 cm. x 61 cm. x 221 cm.



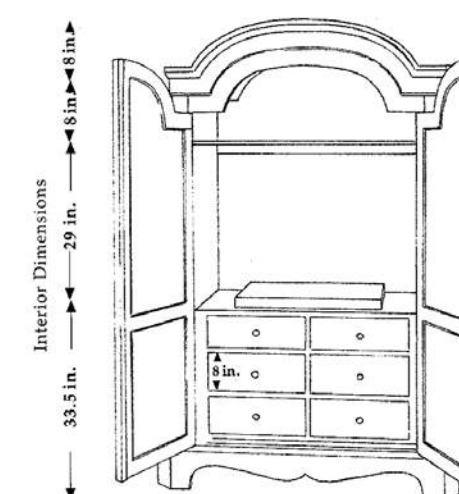
ST / DW  
(Standard / Drawers / TV Shelf)  
Interior Width: 36 in. / 91.5 cm.  
Interior Depth: 19.5 in. / 50 cm.




ST / SH  
(Standard / Shelves / TV Shelf)



LG / SH  
(Large / Shelves / TV Shelf)



LG / DW  
(Large / Drawers / TV Shelf)  
Interior Width: 50 in. / 127 cm.  
Interior Depth: 25 in. / 63.5 cm.



LG  
(Large)  
W x D x H  
58.5 in. x 30 in. x 87 in.  
149 cm. x 76 cm. x 221 cm.



# C36 VENEZIA ARMOIRE

WHEN ORDERING USE THE FOLLOWING FORMULA:

FRAME# / SIZE / TYPE / EXTERIOR COLOR-INTERIOR COLOR /  
DECORATION and COLOR of DECORATION (when applicable)

Examples:

1) C36 / ST / DW / BL-PK / 13  
(Venezia / Standard / Drawers / Blue-Pink / Decoration 13)

2) C36 / ST / DW / SL-LT / 17  
(Venezia / Standard / Drawers / Salmon-Light Taupe /  
Decoration 17)

*Note: TV shelf is standard. If not desired, please indicate.  
Glides can be added to the dra*



C36 VENEZIA ARMOIRE



C36 / ST / DW / SL-LT / 17 (Interior)



C36 / ST / DW / SL-LT / 17



C36 / ST / DW / BL-PK / 13 (Interior)



C36 / ST / DW / BL-PK / 13



C36 / ST / DW / DV-IV / 49 (Interior)



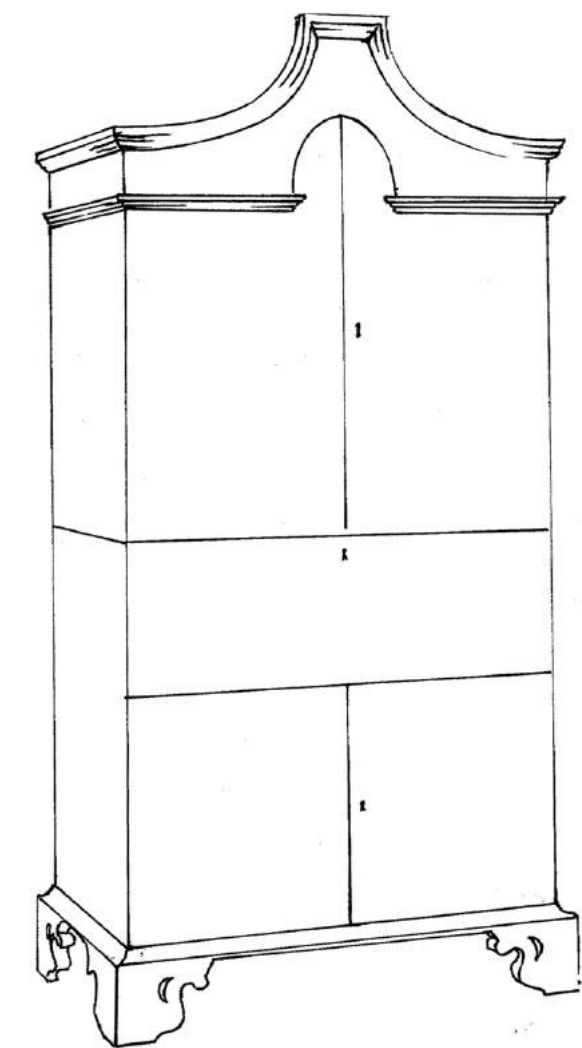
C36 / ST / DW / DV-IV / 49



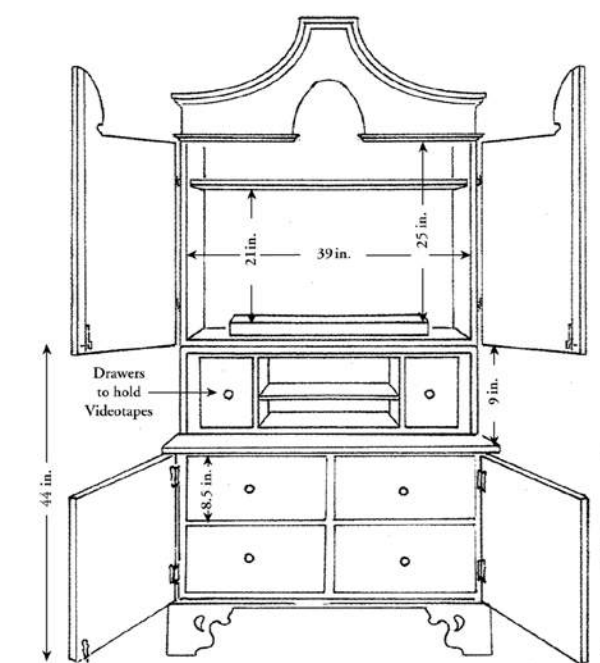
C36 / ST / DW / BP-IV / 53IV (Interior)



C36 / ST / DW / BP-IV / 53IV



ST / DW  
 (Standard / Drawers)  
 W x D x H  
 45 in. x 26 in. x 92 in.  
 114 cm. x 66 cm. x 233.5 cm.



ST / DW  
 (Standard / Drawers)  
 Interior Depth 21.5 in. / 55 cm.

# E45 BORROMINI BOOKCASE

WHEN ORDERING USE THE FOLLOWING FORMULA:

FRAME# / SIZE / STYLE / TYPE / EXTERIOR COLOR - INTERIOR  
COLOR / DECORATION on INSIDE and  
COLOR of DECORATION

Examples:

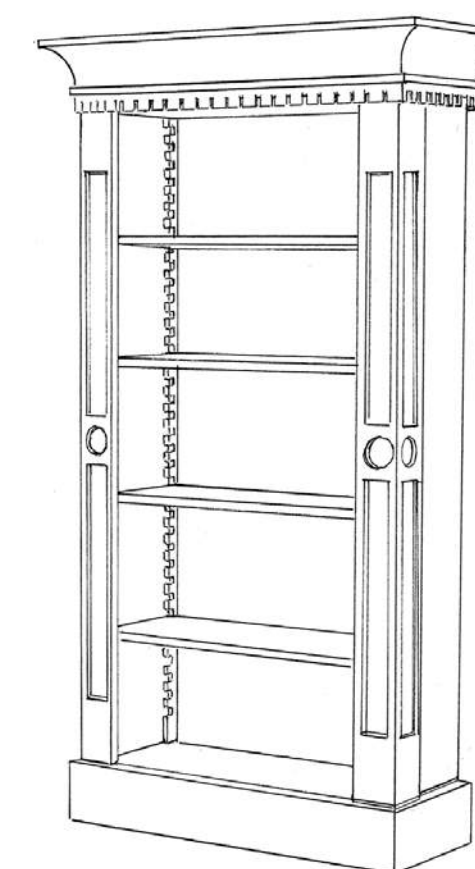
1) E45 / ST / DB / SH / BK-TP / 67FU  
(Borromini / Standard / Double / Shelf / Black -Taupe /  
Decoration 67 in Fuschia)

2) E45 / ST / SN / SH / WT-TP / 67FU  
(Borromini / Standard / Single / Shelf / White-Taupe / Decoration  
67 in Fuschia)

Note: Standard color of the decoration on the interior of the  
shelf units is fuschia.



E45 / ST / DB / SH / BK-TP / 67FU



ST / SN / SH  
(Standard / Single / Shelves)  
W x D x H  
46 in. x 19.5 in. x 89.5 in.  
117 cm. x 50 cm. x 227 cm.



ST / DB / SH  
(Standard / Double / Shelves)  
W x D x H  
86 in. x 19.5 in. x 89.5 in.  
218 cm. x 50 cm. x 227 cm.

# C46 BRAMANTE ARMOIRE

WHEN ORDERING USE THE FOLLOWING FORMULA:

FRAME# / SIZE / TYPE / EXTERIOR COLOR-INTERIOR COLOR /  
DECORATION and COLOR of DECORATION (when applicable)

Examples:

1) C36 / ST / DW / BP-IV / 53 IV  
(Venezia / Standard / Drawers / Brown Taupe - Ivory  
/ Decoration 53 in Ivory)

*Note: TV shelf is standard. If not desired please indicate.  
Glides can be added to the drawers for an additional fee. rs for  
an additional fee.*







C46 / ST / DW / BK-TP / 60CR (Interior)




C46 / ST / SH or DW / BK-TP / 60CR



C46 / ST / SH or DW / WT-TP / 58



C46 / ST / SH or DW / WT-TP / 60CR



ST / DW or SH  
(Standard / Drawer or Shelves)  
W x D x H  
45.5 in. x 22.5 in. x 90 in.  
115.5 cm. x 57 cm. x 228.5 cm.



ST / DW  
(Standard / Drawers)  
W x D x H  
45.5 in. x 22.5 in. x 90 in.  
115.5 cm. x 57 cm. x 228.5 cm.  
(Interior Depth: 17 in. / 43 cm.)  
(Interior Width: 35 in. / 89 cm.)

## C53 BRONZINO WALL UNIT

WHEN ORDERING USE THE FOLLOWING FORMULA:

FRAME# / SIZE / TYPE (in center section) / EXTERIOR  
COLOR - INTERIOR COLOR / DECORATION and COLOR of  
DECORATION

Examples:

1) C53 / ST / DW / BK-TP / 67 FU  
(Bronzino / Standard / Drawers (in center section) / Black-Taupe  
/ Decoration 67 in Fuschia)

2) C53 / ST / SH / WT-TP / 67 FU  
(Bronzino / Standard / Shelves (in center section) / White-Taupe  
/ Decoration 67 in Fuschia)

*Note: TV shelf is standard. If not desired, please indicate when  
ordering. Glides can be added to the drawers for an additional  
fee.*



C53 BRONZINO WALL UNIT



Decoration 67



Decoration 67

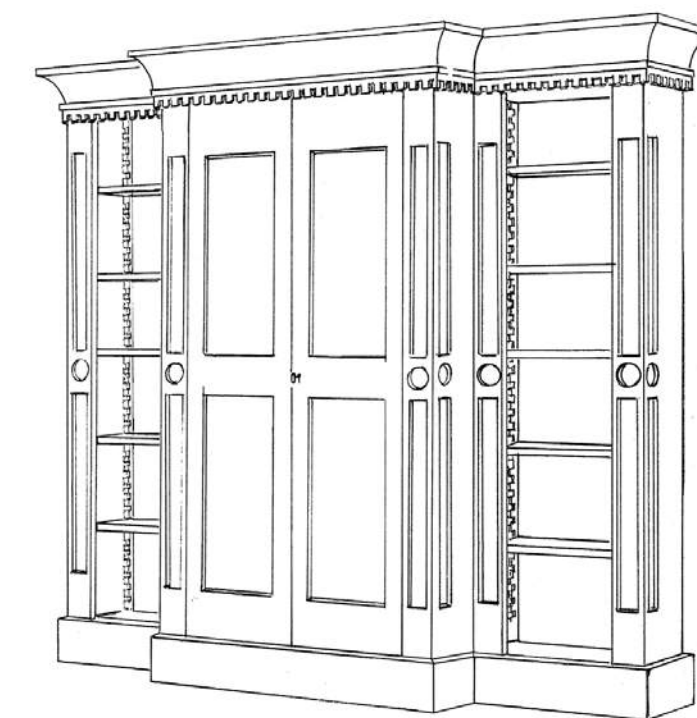


C53 / ST / SH or DW / BK-TP / 67FU



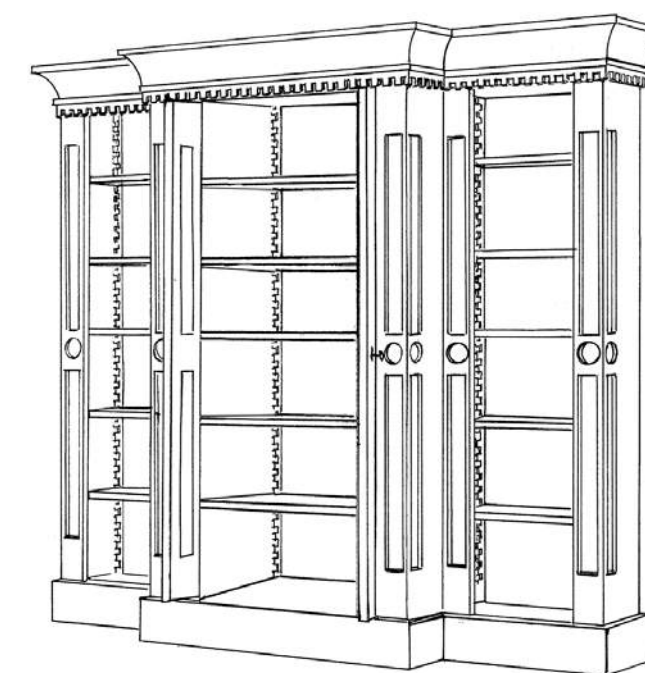
C53 / ST / DW / BK-TP / 67FU (Interior)

C53 BRONZINO WALL UNIT



55 in.

ST / DW or SH  
 (Standard / Drawers or Shelves)  
 W x D x H  
 109 in. x 22.75 in. x 94 in.  
 277 cm. x 58 cm. x 239 cm.



ST / DW  
 (Standard / Drawers)  
 W x D x H  
 109 in. x 22.75 in. x 94 in.  
 277 cm. x 58 cm. x 239 cm.  
 Interior Dimensions:  
 Center Depth: 22 in. / 56 cm.  
 Center Ends: 14 in. / 36 cm. Center Width: 28 in. / 71 cm.  
 Center Ends: 24 in. / 61 cm.



ST / SH  
 (Standard / Shelves)  
 W x D x H  
 109 in. x 22.75 in. x 94 in.  
 277 cm. x 57.5 cm. x 239 cm.  
 Interior Dimensions:  
 Center Depth: 22 in. / 56 cm.  
 Center Ends: 14 in. / 36 cm. Center Width: 28 in. / 71 cm.  
 Center Ends: 24 in. / 61 cm.

# C60 MANTUA ARMOIRE

WHEN ORDERING USE THE FOLLOWING FORMULA:

*Note: TVFRAME# / SIZE / TYPE / STYLE (when applicable) / EXTERIOR COLOR-INTERIOR COLOR / DECORATION and COLOR of DECORATION (when applicable)*

*Examples:*

1) C60 / ST / DW / AQ-MA / 16  
*(Mantua / Standard / Drawers / Aqua-Mango / Decoration 16)*

2) C60 / SM / SH / WI / WT-WT / 20  
*(Mantua / Small / Shelves / Wire / White-White / Decoration 20)*

*Note: Certain "Base Color / Decorative Option" combinations have interior colors that are standard to that particular combination. In addition, the decoration colors may vary depending on the base color.*

*Note: TV shelf is standard in ST/DW. If not desired please indicated when ordering. Glides can be added to the drawers for an additional fee. shelf is not standard. Glides can be added to the drawers for an additional fee.*



C60 / SM / SH / WI / BK-TC / 21

C60 MANTUA ARMOIRE



C60 / ST / DW / TP-WT / 04R



C60 / ST / DW / WT-WT / 20 (Interior)



C60 / ST / DW / WT-WT / 20

C60 MANTUA ARMOIRE



C60 / SM / SH / WI / AP-LV / 47BN




C60 / ST / DW / DV-IV / 49 (Interior)

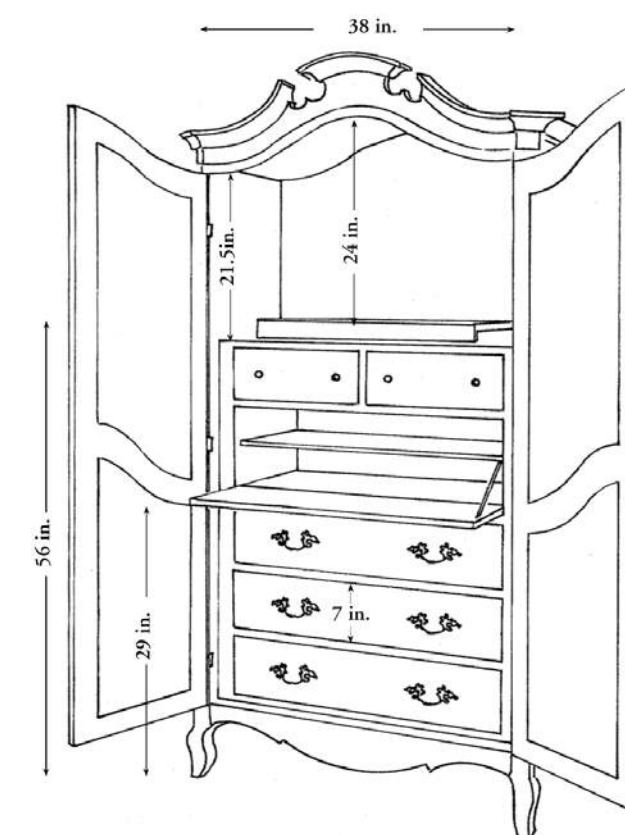


C60 / ST / DW / DV-IV / 49

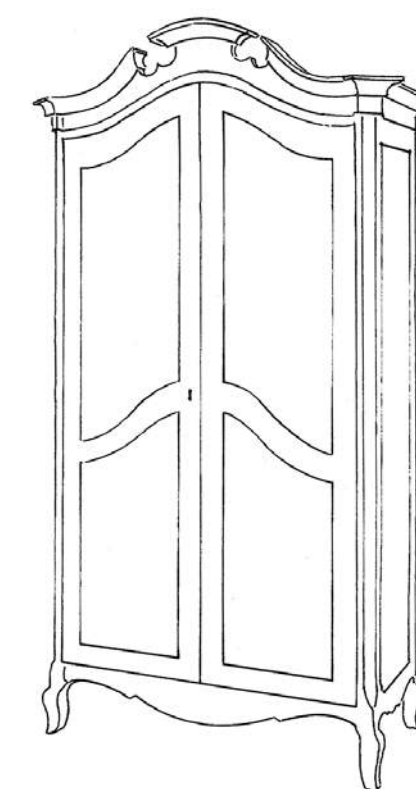




SM / SH / WI  
 (Small / Shelves / Wire)  
 W x D x H  
 48 in. x 23 in. x 87 in.  
 122 cm. x 58 cm. x 221 cm.  
 Interior Depth: 17 in. / 43 cm.



ST / DW  
 (Standard / Drawers)  
 W x D x H  
 48 in. x 27 in. x 87 in.  
 122 cm. x 69 cm. x 221 cm.  
 Interior Depth: 21 in. / 53 cm.  
 Interior Width: 38 in. / 96.5 cm.



ST / DW  
 (Standard / Drawers)  
 W x D x H  
 48 in. x 27 in. x 87 in.  
 122 cm. x 69 cm. x 221 cm.

WHEN ORDERING USE THE FOLLOWING FORMULA:

FRAME# / SIZE / TYPE / EXTERIOR COLOR-INTERIOR COLOR /  
DECORATION and COLOR of DECORATION (when applicable)

Examples:

1) C71 / ST / DW / BK-BL / 19  
(Umbria / Standard / Drawers / Black-Blue / Decoration 19)

2) C71 / ST / SH / SL-TP / 17  
(Umbria / Standard / Shelves / Salmon-Taupe / Decoration 17)

*Note: Certain ""Base Color / Decorative Option"" combinations have interior colors that are standard to that particular combination. In addition, the decoration colors may vary depending on the base color.*

*Note: TV shelf is standard in ST/DW. If not desired please indicated when ordering. Glides can be added to the drawers for an additional fee.*



C71 / ST / DW / BK-BL / 39



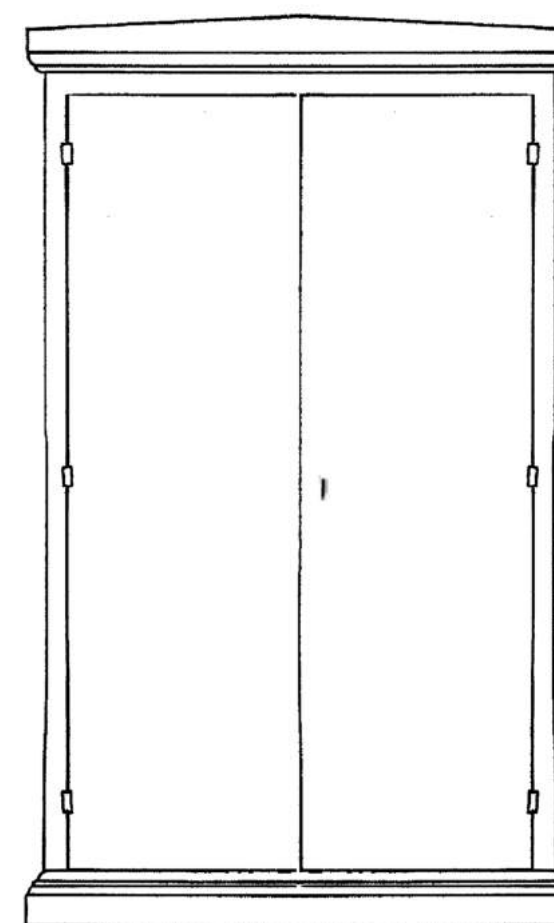
C71 / ST / DW / LS-LT / 17



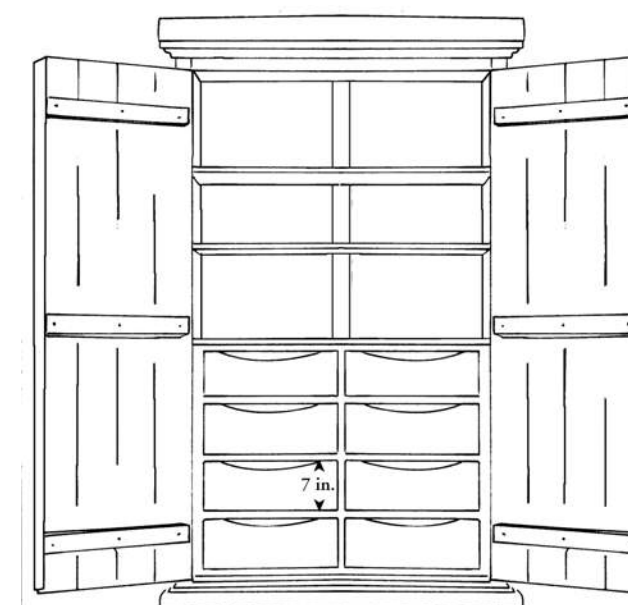
C71 / ST / DW / BK-BL / 19 (Interior)



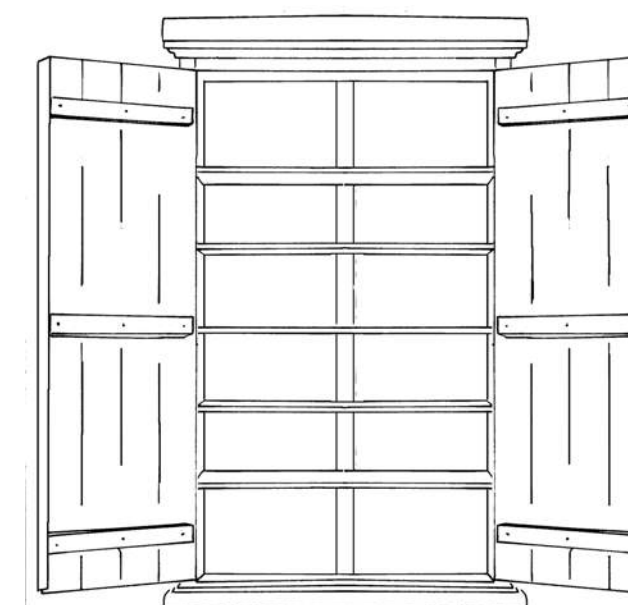
C71 / ST / DW / BK-BL / 19



ST / DW or SH  
 (Standard / Drawers or Shelves)  
 W x D x H  
 53 in. x 25 in. x 89 in.  
 135 cm. x 64 cm. x 226 cm.



ST / SH  
 (Standard / Shelves)  
 Interior Depth:  
 21 in. / 53 cm.  
 Interior Width:  
 47 in. / 119 cm.



ST / DW  
 (Standard / Drawers)  
 Interior Depth:  
 21 in. / 53 cm.  
 Interior Width:  
 47 in. / 119 cm.



# E30 LA SCALA ETAGERE

WHEN ORDERING USE THE FOLLOWING FORMULA:

FRAME # / SIZE / BAMBOO COLOR / COLOR / DECORATION  
and COLOR of DECORATION (when applicable)

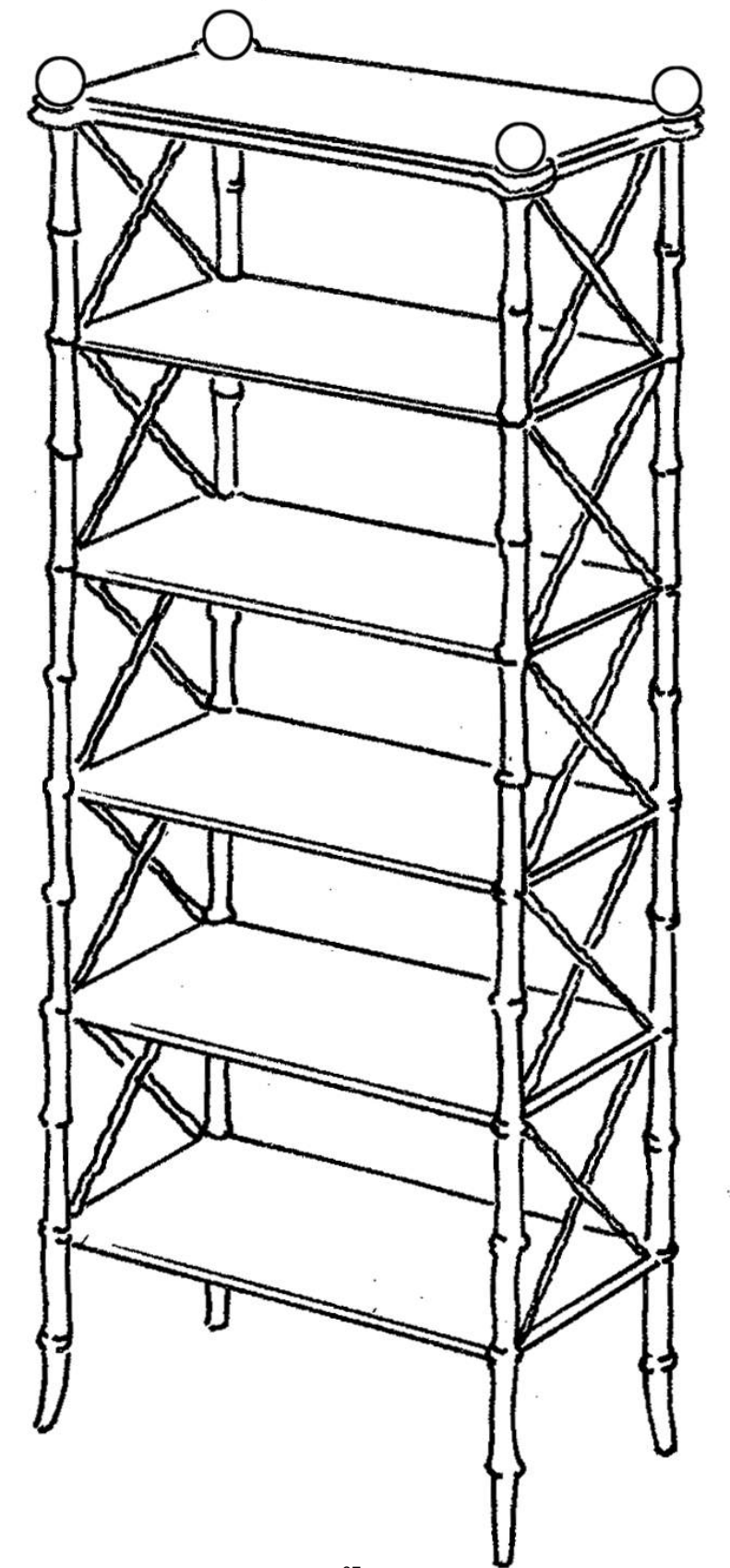
Examples:

1) E30 / ST / BB02 / BK / 44  
(La Scala / Standard / Brown Bamboo / Black / Decoration 44)

2) E30 / ST / BB07 / LV / 45IV  
(La Scala / Standard / Ivory Bamboo / Lavender /  
Decoration 45 in Ivory)

E30 / ST / BB02 / BK / 44





ST  
(Standard)  
W x D x H  
32.5 in. x 19 in. x 74.5 in.  
83 cm. x 48 cm. x 189 cm.

# E50 VISCONTI SHELF

WHEN ORDERING USE THE FOLLOWING FORMULA:

FRAME# / SIZE / COLOR / DECORATION and  
COLOR of DECORATION (when applicable)

Examples:

1) E50 / ST / BK / 48  
(Visconti / Standard / Black / Decoration 48)

2) E50 / ST / AP / 47BN  
(Visconti / Standard / Apple Green / Decoration 47 in Brown)

Note: The backing on all E50's is aged mirror glass





E50 VISCONTI SHELF



E50 / ST / BN / 48 / AG



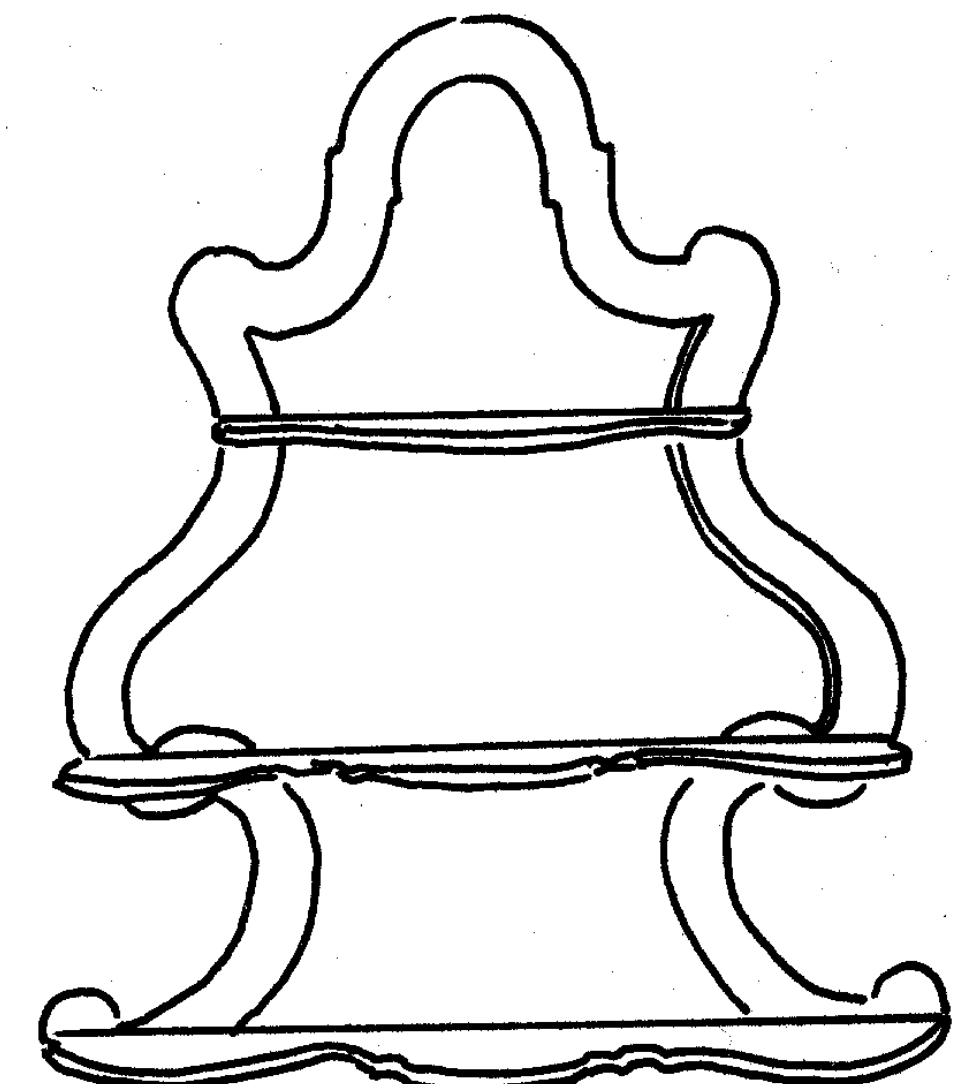
E50 / ST / AP / 47BN / AG



E50 / ST / BK / 48 / AG



E50 / ST / BK / 47IV / AG



ST  
(Standard)  
W x D x H  
44 in. x 8 in. x 48 in.  
112 cm. x 20 cm. x 122 cm.

# E51 VSAN REMO BRACKET

WHEN ORDERING USE THE FOLLOWING FORMULA:

FRAME # / SIZE / COLOR - TRIM COLOR

Example:

1) E51 / ST / BK - WT  
(San Remo / Standard / Black -White Trim)

Note: Glides can be added to the drawers for an additional fee.



E51 / ST / BK-BN

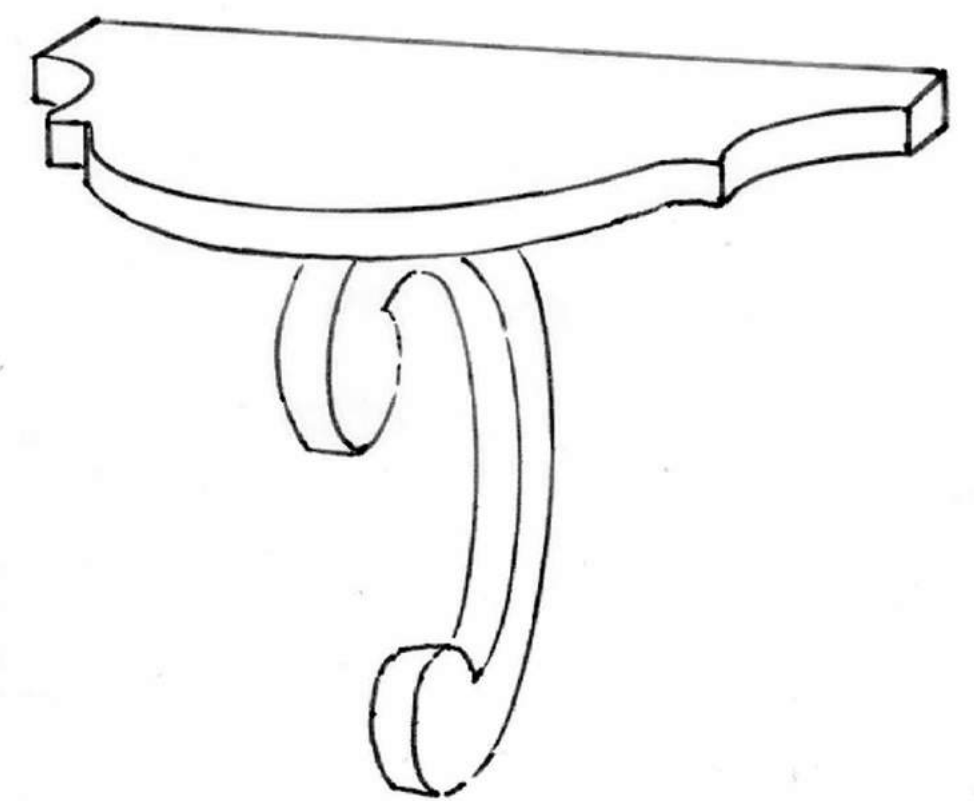
E51 VSAN REMO BRACKET



E51 / ST / WT-BK



E51 / ST / WT-GN



ST  
(Standard)  
W x D x H  
14 in. x 8 in. x 11.5 in.  
36 cm. x 20 cm. x 29 cm.



S01

CLASSICO CHAIR

WHEN ORDERING USE THE FOLLOWING FORMULA:

FRAME# / TYPE / SEAT / COLOR-ACCENT COLOR /  
MEDALLION TYPE

Examples:

1) S01 / AR / MS / BK-BL / PU  
(Classico / Arm / Muslin / Black-Blue / Putto Medallion)

2) S01 / SD / CN / BN-GN / RO  
(Classico / Side / Cane / Brown-Green / Rose Medallion)

UPHOLSTERY:

*In muslin. Fabric riquaierment on riquest.*

*Note: The price of the chair in muslin does not include  
upholstering. There is an additional charge for C.O.M.*



S01 / AR / CN / BK-SL / PU

S01

CLASSICO CHAIR



S01 / AR / MS / GN-OC / RO



S01 / AR / MS / BK-GN / RO



S01 / AR / MS / BK-DV / RO



S01 / AR / MS / BN-GN / RO



S01

CLASSICO CHAIR



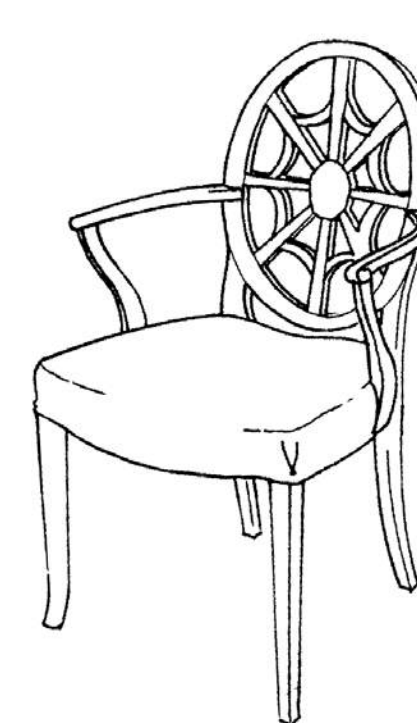
S01 / PU (Putto Medallions)




S01 / SD / MS / BK-BL / PU




S01 / SD / MS / BK-DV / AM




AR / MS  
(Arm / Muslin)  
W x D x H  
22 in. x 18 in. x 36 in.  
56 cm. x 46 cm. x 91 cm.  
Arm Height::  
27 in. / 69 cm.  
Seat Height::  
18 in. / 46 cm.



SD / MS  
(Side / Muslin)  
W x D x H  
20 in. x 18 in. x 36 in.  
51 cm. x 46 cm. x 91 cm.  
Seat Height::  
18 in. / 46 cm.



AR / CN  
(Arm / Cane)  
W x D x H  
22 in. x 18 in. x 36 in.  
56 cm. x 46 cm. x 91 cm.  
Arm Height::  
27 in. / 69 cm.  
Seat Height::  
18 in. / 46 cm.



SD / CN  
(Side / Cane)  
W x D x H  
20 in. x 18 in. x 36 in.  
51 cm. x 46 cm. x 91 cm.  
Seat Height::  
18 in. / 46 cm.

S02

JANUS CHAIR

WHEN ORDERING USE THE FOLLOWING FORMULA:

FRAME# / TYPE / SEAT / COLOR / DECORATION

Examples:

1) S02 / AR / CN / BL / 13  
(Janus / Arm / Cane / Blue / Decoration 13)

2) S02 / SD / MS / OC / 05  
(Janus / Side / Muslin / Ochre / Decoration 05)

UPHOLSTERY:

*In muslin. Fabric riquaierment on riquest.*

*Note: The price of the chair in muslin does not include upholstery. There is an additional charge for C.O.M.*



S02 / AR / CN / BL / 13



S02 / AR / CN / BK / 24



S02 / AR / CN / WT / 05



S02 / AR / CN / DV / 05



S02 / SD / CN / TC / 05

S02

JANUS CHAIR




S02 / AR / MS / BK / 05GL




S02 / SD / CN / GN / 05




S02 / SD / CN / OC / 05




AR / MS  
 (Arm / Muslin)  
 W x D x H  
 22 in. x 18 in. x 38 in.  
 56 cm. x 46 cm. x 97 cm.  
 Arm Height::  
 28.5 in. / 72 cm.  
 Seat Height::  
 17 in. / 44 cm.



SD / MS  
 (Side / Muslin)  
 W x D x H  
 21 in. x 18 in. x 38 in.  
 53 cm. x 46 cm. x 97 cm.  
 Seat Height::  
 17 in. / 44 cm.



AR / CN  
 (Arm / Cane)  
 W x D x H  
 22 in. x 18 in. x 38 in.  
 56 cm. x 46 cm. x 97 cm.  
 Arm Height::  
 28.5 in. / 72 cm.  
 Seat Height::  
 17 in. / 44 cm.



SD / CN  
 (Side / Cane)  
 W x D x H  
 21 in. x 18 in. x 38 in.  
 56 cm. x 46 cm. x 97 cm.  
 Seat Height::  
 17 in. / 44 cm.

S03

TRIANON CHAIR

WHEN ORDERING USE THE FOLLOWING FORMULA:

FRAME# / TYPE / SEAT / COLOR / DECORATION

Examples:

1) S03 / AR / CN / WT / 00  
(Trianon / Arm / Cane / White / No Decoration)


2) S03 / SD / CN / BK / 00  
(Trianon / Side / Cane / Black / No Decoration)



S03 / AR / CN / BKR-01 / 00

S03

TRIANON CHAIR




S03 / AR / CN / WT /00 (Detail)




S03 / SD / CN / WT /00





AR  
(Arm)  
W x D x H  
23 in. x 23 in. x 39 in.  
58 cm. x 58 cm. x 99 cm.  
Arm Height::  
28.5 in. / 72 cm.  
Seat Height::  
18 in. / 46 cm.



SD  
(Side)  
W x D x H  
23 in. x 23 in. x 39 in.  
58 cm. x 58 cm. x 99 cm.  
Seat Height::  
18 in. / 46 cm.

S12

CONTESSA CHAISE

WHEN ORDERING USE THE FOLLOWING FORMULA:

FRAME# / SIZE / TYPE / COLOR / DECORATION  
and COLOR of DECORATION (when applicable)

Examples:

1) S12 / ST / LF / DV / 41BK  
(Contessa / Standard / Left / Dove Grey / Decoration 41 Black)

2) S12 / ST / RT / LT / 65TP  
(Contessa / Standard / Right / Light Taupe / Decoration 65  
Taupe)

UPHOLSTERY:

*In muslin. Requires 13 yards for solid and 17 yards  
for repeats, which includes one yard each for each bolster.  
Cushion is down-filled; bolsters are foam. Trim: 15 yards.*

*Note: The price of the chaise in muslin does not include  
upholstering.*



S12 / ST / RT / IV / 41GL

S12

CONTESSA CHAISE



S12 / ST / RT / BK / 24



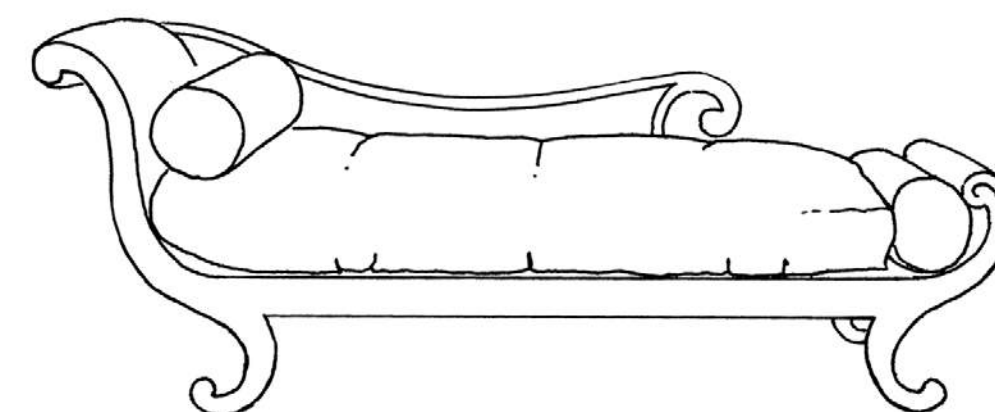
S12 / ST / LF / BK / 37GL



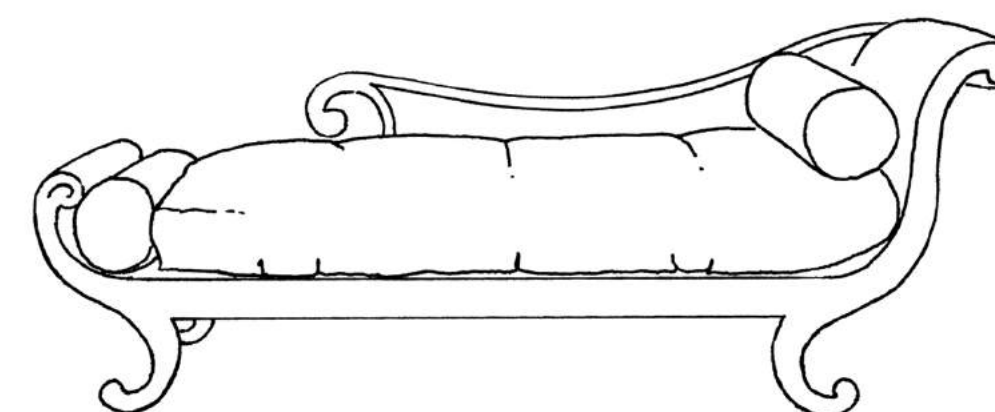
S12 / ST / LF / LT / 65TP



S12 / ST / RT / DV / 41BK



ST / LF  
(Standard / Left)  
L x D x H  
80 in. x 28 in. x 31 in.  
203 cm. x 71 cm. x 79 cm.



ST / RT  
(Standard / Right)  
L x D x H  
80 in. x 28 in. x 31 in.  
203 cm. x 71 cm. x 79 cm.

WHEN ORDERING USE THE FOLLOWING FORMULA:

FRAME# / SIZE / SEAT / COLOR-ACCENT COLOR  
/ DECORATION and COLOR of DECORATION  
(when applicable)

Examples:

1) S15 / ST / MS / AQ-MV / 04  
(Medici / Standard / Muslin / Aqua-Mauve / Decoration 04)

2) S15 / SM / MS / RD-BK / 11  
(Medici / Small / Muslin / Red-Black / Decoration 11)

UPHOLSTERY:

*In muslin. Small requires 1 yard fabric and 1.5 yards for large repeats.*

*Standard requires 1.5 yards fabric and 2 yards for large repeats.*

*Note: The price of the bench in muslin does not include upholstery. There is an additional charge for C.O.M.*



S15 / SM / MS / BL-PK / 13



S15 / ST / MS / AQ-MV / 04



S15 / SM / MS / BK-LS / 27



S15 / SM / MS / RD-BK / 11



S15 / SM / MS / WT-WT / 04LT



S15 / SM / MS / WT-GN / 20

S15

MEDICI BENCH



S15 / ST / MS / BK-BK / 04R



S15 / ST / MS / BK-BL / 18



S15 / ST / MS / BK-BL / 04



S15 / SM / MS / BKR-01-IV / 47IV




S15 / SM / MS / AP-LV / 47BN

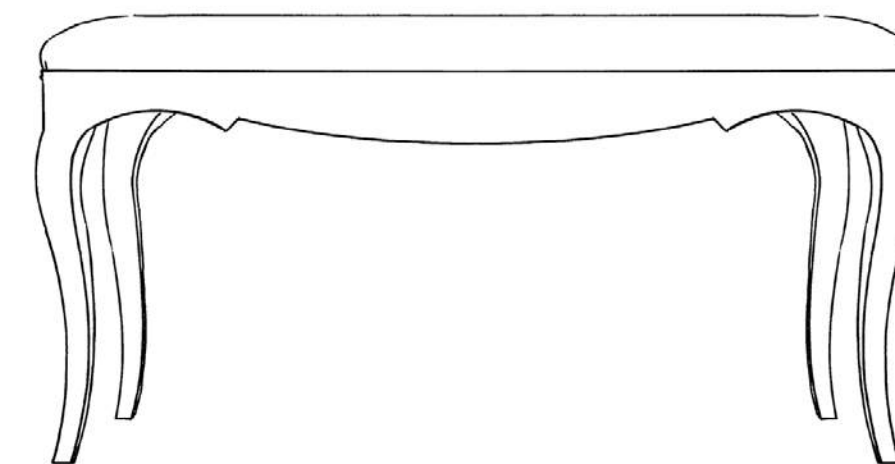


S15 / ST / MS / BK-IV / 47IV





SM / MS  
(Small / Muslin)  
L x D x H  
25 in. x 17 in. x 21.5 in.  
64 cm. x 43 cm. x 55 cm.



ST / MS  
(Standard / Muslin)  
L x D x H  
42 in. x 17 in. x 21.5 in.  
107 cm. x 43 cm. x 55 cm.

S33

PADOVA CHAIR

WHEN ORDERING USE THE FOLLOWING FORMULA:

FRAME# / TYPE / SEAT / COLOR-ACCENT COLOR /  
DECORATION and COLOR of DECORATION (when applicable)

Examples:

1) S33 / AR / CN / WT-WT / 64TP  
(Padova / Arm / Cane / White-White / Decoration 64 in Taupe)

2) S33 / SD / CN / MG-BN / 66  
(Padova / Side / Cane / Moss Green-Brown / Decoration 66)



S33 / AR / CN / WT-WT / 64BL



S33 / SD / CN / AP-AP / 47BN



S33 / AR / CN / AQ-AQ / 47GL



S33 / SD / CN / MG-BN / 66 (Detail)



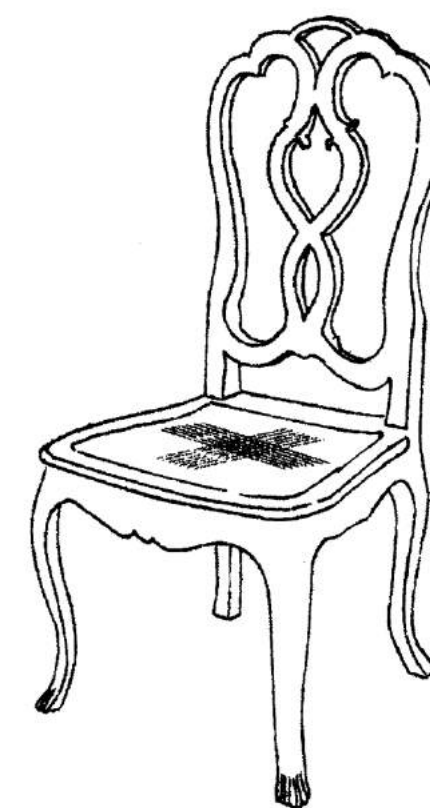
S33 / SD / CN / TP-TP / 64WT (Detail)




S33 / SD / CN / MG-BN / 66



S33 / SD / CN / TP-TP / 64WT



SD / CN  
 (Side / Cane)  
 W x D x H  
 21 in. x 19 in. x 43 in.  
 53 cm. x 48 cm. x 109 cm.  
 Seat Height::  
 18 in. / 46 cm.



AR / CN  
 (Arm / Cane)  
 W x D x H  
 25 in. x 19 in. x 43 in.  
 63.5 cm. x 48 cm. x 109 cm.  
 Arm Height::  
 29 in. / 74 cm.  
 Seat Height::  
 18 in. / 46 cm.

S41

MARIANO CHAIR

WHEN ORDERING USE THE FOLLOWING FORMULA:

FRAME# / TYPE / SEAT / COLOR / DECORATION  
and COLOR of DECORATION (when applicable)

Examples:

1) S41 / AR / RU / IV-RS / 00  
(Mariano / Arm / Rush / Ivory-Rust / No Decoration)

2) S41 / SD / RU / BN-TP / 00  
(Mariano / Side / Rush / Brown-Taupe / No Decoration)

Note: Available with rush seat only.



S41 / SD / RU / BN-TP / 00

S41

MARIANO CHAIR



S41 / AR / RU / IV-RS / 00 (Detail)



S41 / AR / RU / IV-RS / 00

S41

MARIANO CHAIR



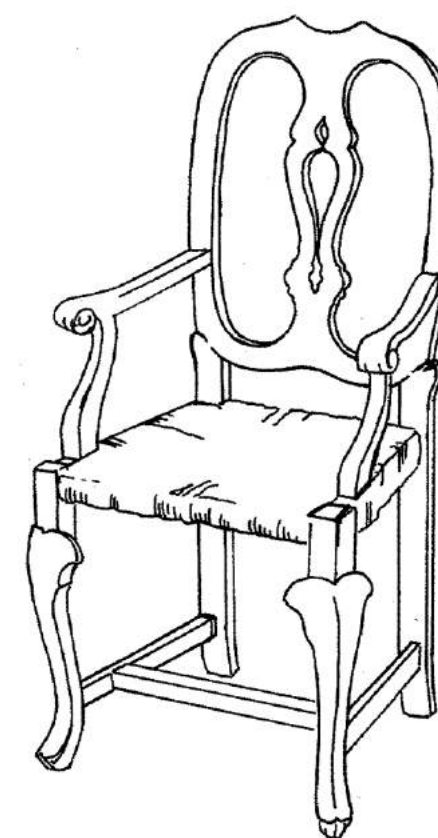
S41 / SD / RU / TC / 47BN (Detail)



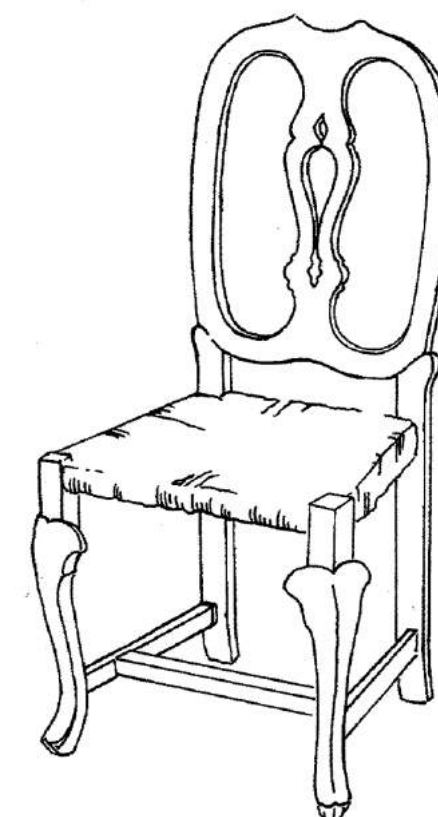
S41 / AR / RU / BKR-02 / 47WT



S41 / SD / RU / TC / 47BN



AR / RU  
 (Arm / Rush)  
 W x D x H  
 22 in. x 18 in. x 44 in.  
 56 cm. x 46 cm. x 112 cm.  
 Arm Height:  
 27 in. / 69 cm.  
 Seat Height:  
 20 in. / 51 cm.



SD / RU  
 (Side / Rush)  
 W x D x H  
 20 in. x 18 in. x 44 in.  
 51 cm. x 46 cm. x 112 cm.  
 Seat Height:  
 20 in. / 51 cm.



WHEN ORDERING USE THE FOLLOWING FORMULA:

FRAME# / TYPE / SEAT / COLOR - ACCENT LINE COLOR /  
DECORATION

Examples:

1) S42 / AR / CN / RD-BK / 00  
(Principe / Arm / Cane / Red-Black Accent / No Decoration)

2) S42 / SD / CN / APR-01-BN / 00  
(Principe / Side / Cane / Apple Green (Red Undercoat)-  
Standard Distressing-Brown Accent / No Decoration)

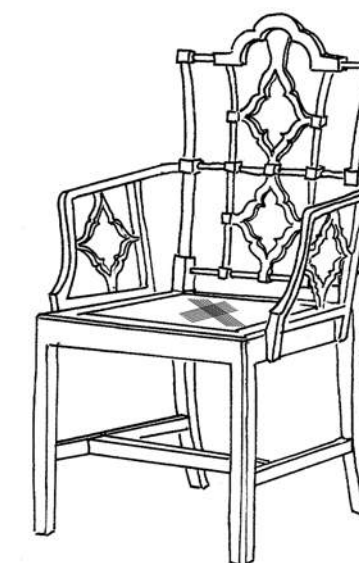
UPHOLSTERY:

*In muslin. Fabric riquaierment on request.*

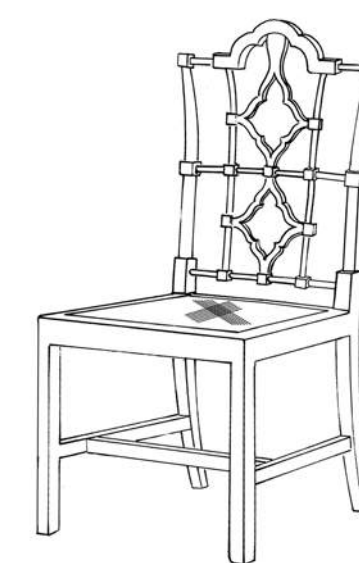
*Note: The price of the chair in muslin does not include  
upholstering. There is an additional charge for C.O.M.*







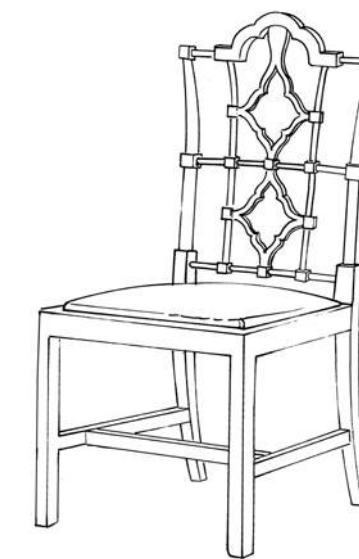
AR / CN  
(Arm / Cane)  
W x D x H  
26 in. x 19 in. x 42 in.  
66 cm. x 48 cm. x 107 cm.  
Arm Height:  
28 in. / 71 cm.  
Seat Height:  
18 in. / 46 cm.



SD / CN  
(Side / Cane)  
W x D x H  
21 in. x 19 in. x 42 in.  
53 cm. x 48 cm. x 107 cm.  
Seat Height:  
18 in. / 46 cm.



AR / MS  
(Arm / Muslin)  
W x D x H  
26 in. x 19 in. x 42 in.  
66 cm. x 48 cm. x 107 cm.  
Arm Height:  
28 in. / 71 cm.  
Seat Height:  
18 in. / 46 cm.



SD / MS  
(Side / Muslin)  
W x D x H  
21 in. x 19 in. x 42 in.  
53 cm. x 48 cm. x 107 cm.  
Seat Height:  
18 in. / 46 cm.

WHEN ORDERING USE THE FOLLOWING FORMULA:

FRAME# / TYPE / SEAT / COLOR / DECORATION and  
COLOR of DECORATION or ACCENT LINE COLOR  
(when applicable)

Examples:

1) S48 / SE3 / CN / TP-WT / 51R  
(Farnesina / 3-Seat Settee / Cane / Taupe  
/ Decoration 51 Raised Gesso)

2) S48 / BE2 / CN / TP-WT / 00  
(Farnesina / 2-Seat Bench / Cane  
/ Taupe with White Accent / No Decoration)

UPHOLSTERY:

*In muslin. Fabric required on request.*

*Chairs require 1 yard fabric. 2-seat bench and settee require 1.5 yards. 3-seat bench and settee require 2.5 yards.*

*Note: The price of the chair, bench and settee in muslin does not include upholstery. There is an additional charge for C.O.M.*





S48 / SE3 / CN / TP-WT / 51R



S48 / BE2 / MS / TP-WT / 00



S48 / SE2 / CN / BK-TP / 51R



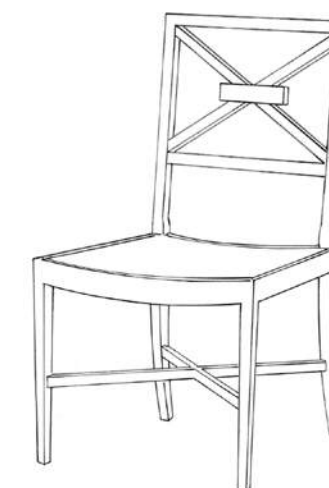
S48 / BE3 / CN / BK-TP / 00



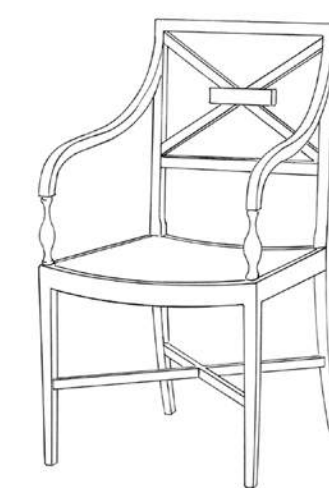
S48 / AR / CN / LT-WT / 51R



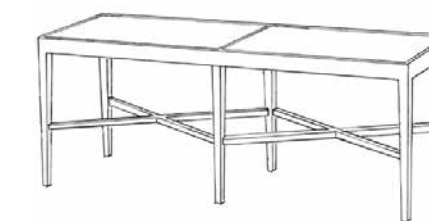
S48 / SD / CN / BK-TP / 00



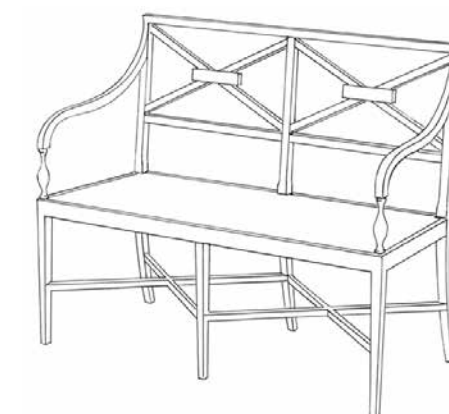
SD  
(Side)  
W x D x H  
21 in. x 19.5 in. x 38 in.  
53 cm. x 50 cm. x 97 cm.  
Seat Height:  
18 in. / 46 cm.



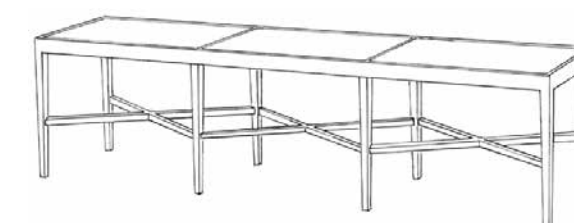
AR  
(Arm)  
W x D x H  
21 in. x 19.5 in. x 38 in.  
53 cm. x 50 cm. x 97 cm.  
Arm Height:  
28 in. / 71 cm.



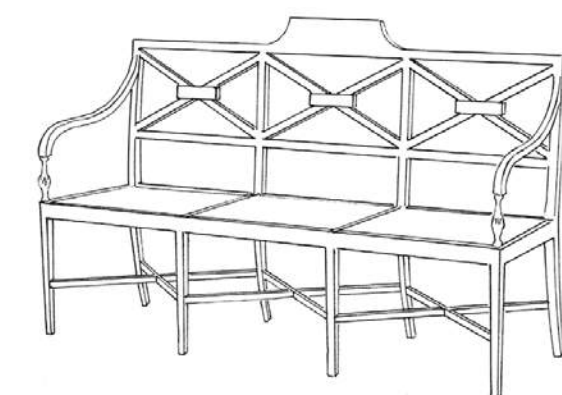
BE2  
(2 Seat Bench)  
W x D x H  
44 in. x 19.5 in. x 18 in.  
112 cm. x 50 cm. x 46 cm.



SE2  
(2 Seat Settee)  
W x D x H  
44 in. x 19.5 in. x 38 in.  
112 cm. x 50 cm. x 97 cm.  
Arm Height:  
28 in. / 71 cm.



BE3  
(3 Seat Bench)  
W x D x H  
65 in. x 19.5 in. x 18 in.  
165 cm. x 50 cm. x 46 cm.



SE3  
(3 Seat Settee)  
W x D x H  
65 in. x 19.5 in. x 41 in.  
165 cm. x 50 cm. x 104 cm.  
Arm Height:  
28 in. / 71 cm.



# T08 ARUNDEL TABLE

WHEN ORDERING USE THE FOLLOWING FORMULA:

FRAME# / STYLE / COLOR / DECORATION and COLOR  
of DECORATION (when applicable)

Examples:

1) T08 / ST / AB-DV / 19  
(Arundel / Standard / Antique Blue-Dove Grey / Decoration 19)

2) T08 / CS / ST / BK / 24  
(Arundel / Console / Standard / Black / Decoration 24)

Note: Decoration colors may vary depending on  
the "Base Color / Decorative Option" combination.



T08 / DP / ST / AB-DV / 19



T08 ARUNDEL TABLE



T08 / CS / ST / BK / 24



T08 / DP / ST / AB-DV / 19

T08 ARUNDEL TABLE



T08 / DP / ST / BK / 43



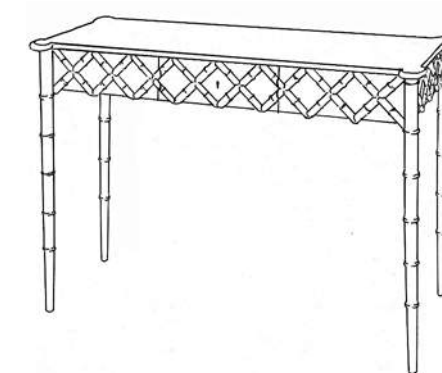
T08 / ST / RD / 43



T08 / ST / BB03 / BK / 00



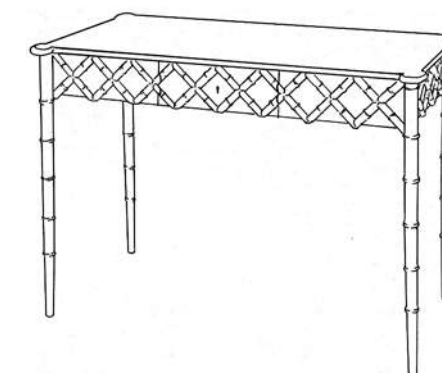
T08 / CS / ST / BB03 / BK / 00



ST / BB  
(Standard / Bamboo)  
W x D x H  
43 in. x 17 in. x 30 in.  
109 cm. x 43 cm. x 76 cm.



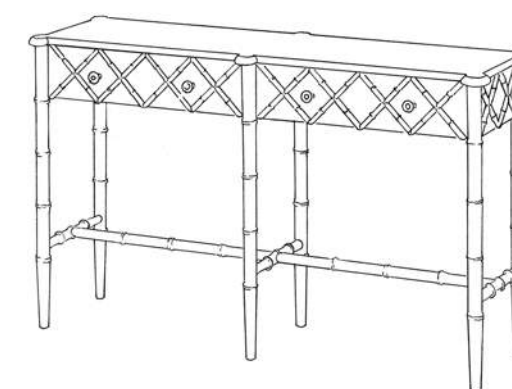
ST  
(Standard)  
W x D x H  
43 in. x 17 in. x 30 in.  
109 cm. x 43 cm. x 76 cm.



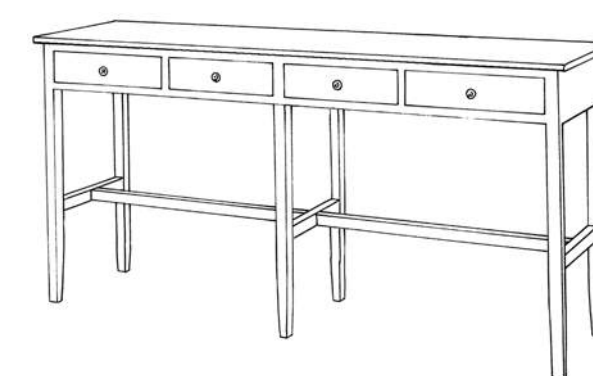
DP / ST / BB  
(Deep / Standard / Bamboo)  
W x D x H  
43 in. x 23 in. x 30 in.  
109 cm. x 58 cm. x 76 cm.



DP / ST  
(Deep / Standard)  
W x D x H  
43 in. x 23 in. x 30 in.  
109 cm. x 58 cm. x 76 cm.



CS / ST / BB  
(Console / Standard / Bamboo)  
W x D x H  
60 in. x 18 in. x 37 in.  
152 cm. x 46 cm. x 94 cm.



CS / ST  
(Console / Standard)  
W x D x H  
72 in. x 19 in. x 36 in.  
183 cm. x 48 cm. x 91 cm.

# T10 AVIGNON TABLE

WHEN ORDERING USE THE FOLLOWING FORMULA:

FRAME# / SIZE / TYPE (when applicable) / COLOR / DECORATION  
and COLOR of DECORATION (when applicable)

Examples:

1) T10 / ST / BK / 62GL

(Avignon / Standard / Black / Decoration 62 Gilt)

2) T10 / ST / DW / WT / 01

(Avignon / Standard / Drawer / White / Decoration 01)

Note: Decoration colors may vary depending on the  
"Base Color / Decorative Option" combination.



T10 / ST / WT / 61BL

T10 AVIGNON TABLE



T10 / ST / BK / 62GL



T10 / ST / BK / 01



T10 / ST / WT / 61BL




T10 / ST / DW / WT / 01




T10 / ST / BK / 00

T10 AVIGNON TABLE



ST  
(Standard)  
W x D x H  
28 in. x 22 in. x 29 in.  
71 cm. x 56 cm. x 74 cm.



ST / DW  
(Standard / Drawer)  
W x D x H  
28 in. x 22 in. x 29 in.  
71 cm. x 56 cm. x 74 cm.

# T11 LOIRE TABLE

WHEN ORDERING USE THE FOLLOWING FORMULA:

FRAME# / SIZE / COLOR / DECORATION and  
COLOR of DECORATION (when applicable)

Examples:

1) T11 / ST / WT / 61  
(Loire / Standard / White / Decoration 61)

2) T11 / ST / BK / 62GL  
(Loire / Standard / Black / Decoration 62 Gilt)

3) T11 / ST / BK / 00  
(Loire / Standard / Black / No Decoration)

Note: Decoration colors may vary depending on the  
"Base Color / Decorative Option" combination. .



T11 / ST / BK / 62GL

T11 LOIRE TABLE



T11 / ST / WT / 01



T11 / ST / WT / 61BL

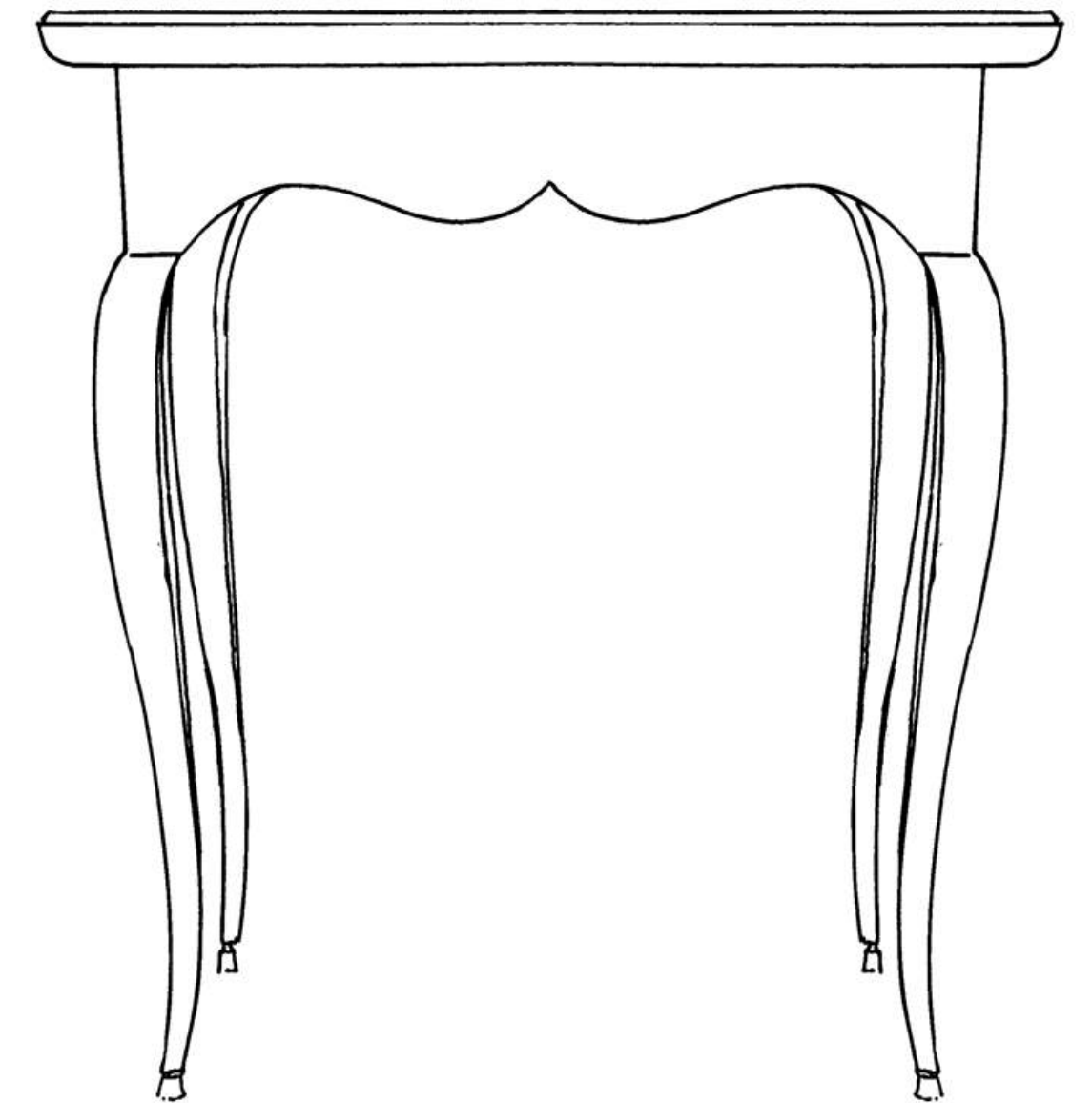


T11 / ST / BK / 62GL



T11 / ST / BK / 01





ST  
(Standard)  
W x D x H  
23 in. x 16 in. x 27 in.  
58 cm. x 41 cm. x 69 cm.

# T14 NAVONA TABLE

WHEN ORDERING USE THE FOLLOWING FORMULA:

FRAME# / SIZE / SHAPE / COLOR - INTERIOR LEG COLOR /  
DECORATION and COLOR of DECORATION (when applicable)

Examples:

1) T14 / ST / SQ / BK-SL / 44

(Navona / Standard / Square / Black-Salmon / Decoration 44)

2) T14 / ST / SQ / BN-GN / 48

(Navona / Standard / Square / Brown-Green / Decoration 48)

Note: Decoration colors may vary depending on the  
"Base Color / Decorative Option" combination.



T14 / ST / SQ / BK-SL / 48

T14 NAVONA TABLE



TOP Decoration 43



T14 / ST / SQ / BK-BK / 43



TOP Decoration 48



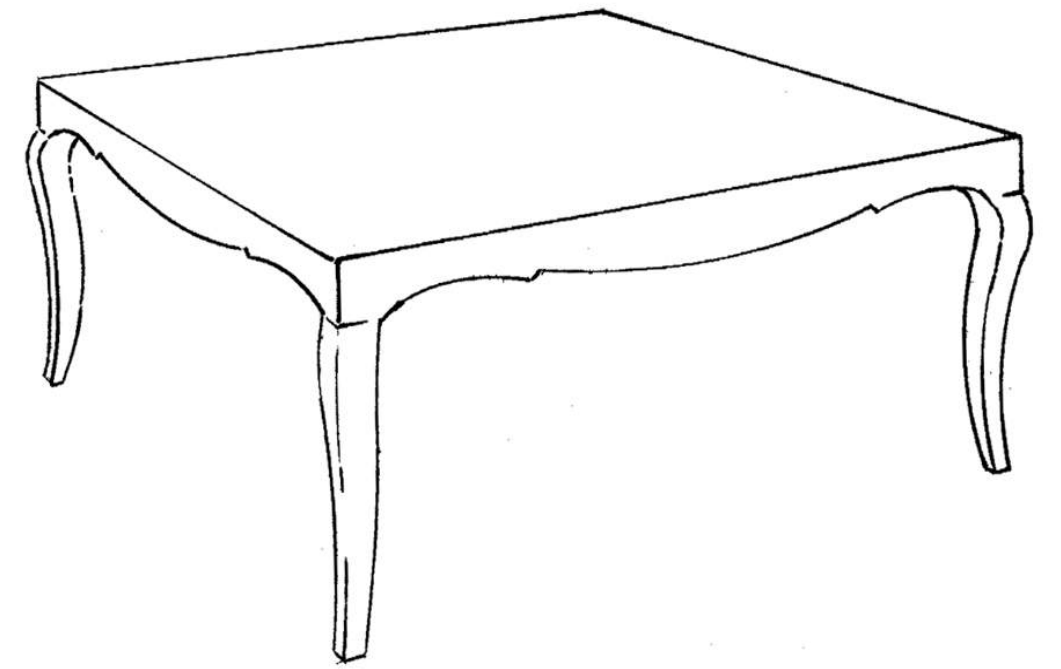
T14 / ST / SQ / BK-SL / 48



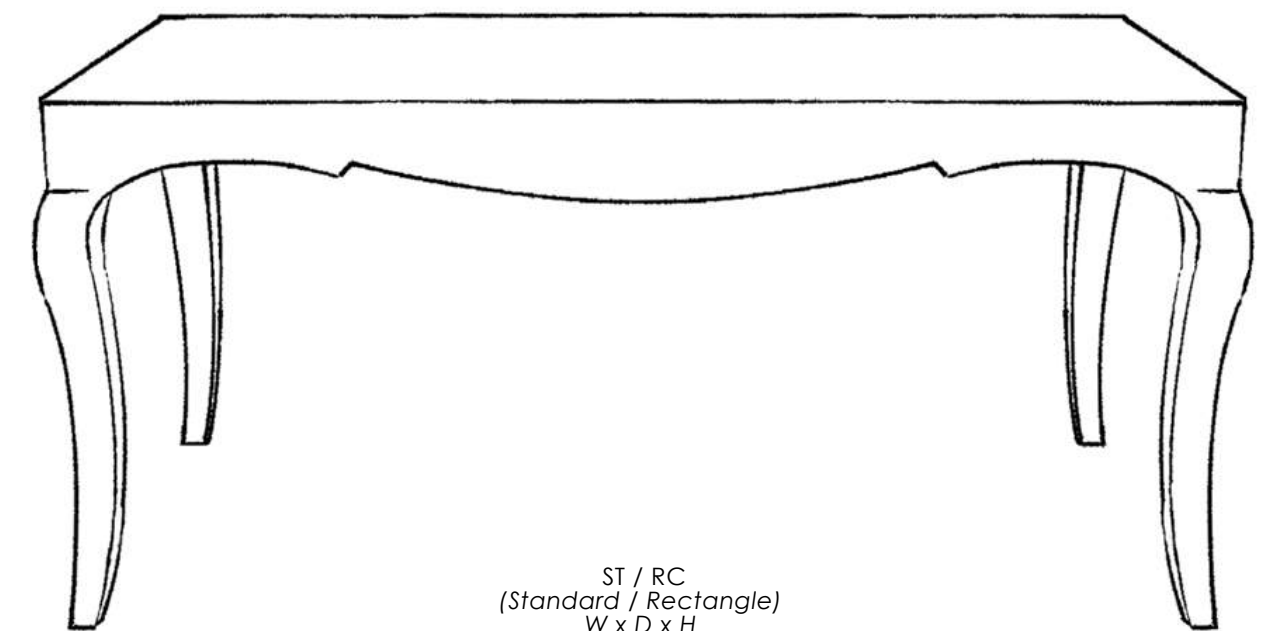
TOP Decoration 48



T14 / ST / RC / BN-BN / 48



ST / SQ  
(Standard / Square)  
W x D x H  
40 in. x 40 in. x 18 in.  
102 cm. x 102 cm. x 46 cm.



ST / RC  
(Standard / Rectangle)  
W x D x H  
25 in. x 40 in. x 18 in.  
64 cm. x 102 cm. x 46 cm.

# T16 MARCO POLO TABLE

WHEN ORDERING USE THE FOLLOWING FORMULA:

FRAME# / SIZE / SHAPE / BAMBOO COLOR / COLOR of TILES  
/ DECORATION and COLOR of DECORATION on TILES

Examples:

1) T16 / ST / SQ / BB02 / DV / 47BN

(Marco Polo / Standard / Square / Brown Bamboo / Dove Grey  
Tiles / Decoration 47 in Brown)

2) T16 / ST / RC / BB04 / IV / 47BN

(Marco Polo / Standard / Rectangle / Taupe Bamboo / Ivory  
Tiles / Decoration 47 in Brown)

Note: The wood tiles are loose and not attached to the frame.

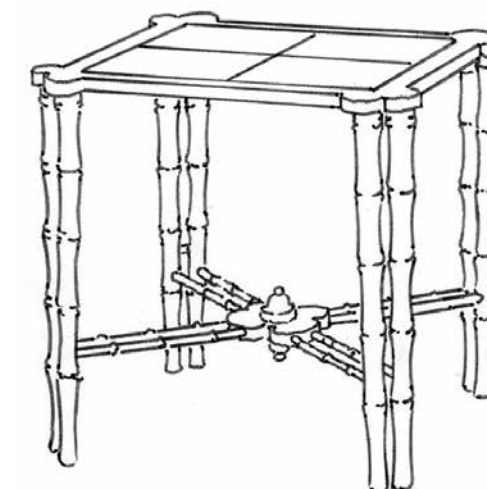


T16 / SM / SQ / BB01 / DV / 47BN

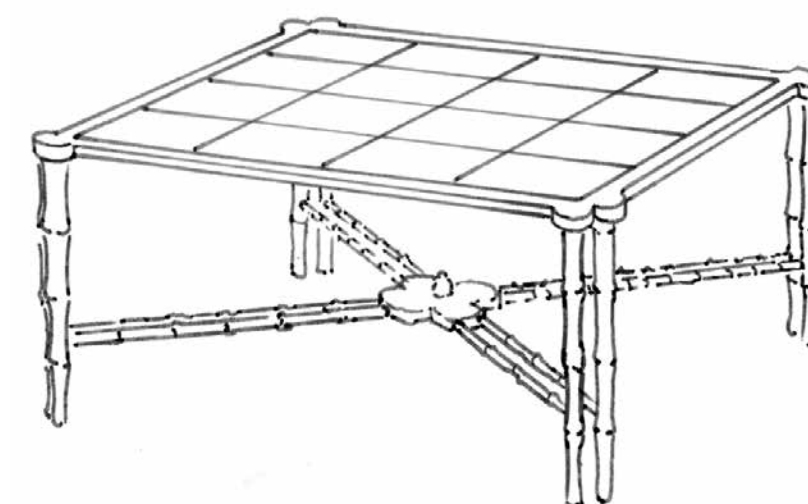
T16 MARCO POLO TABLE



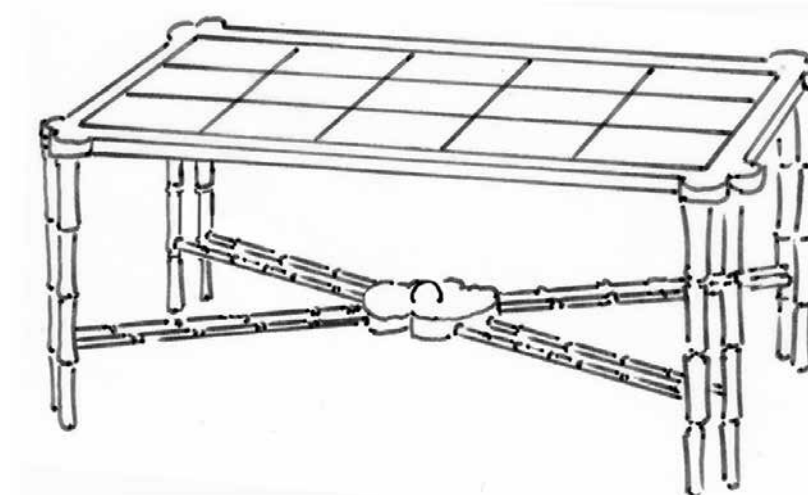
T16 / ST / SQ / BB02 / DV / 47BN



SM / SQ / BB  
(Small / Square / Bamboo)  
W x D x H  
24 in. x 24 in. x 24 in.  
61 cm. x 61 cm. x 61 cm.



ST / SQ / BB  
(Standard / Square / Bamboo)  
W x D x H  
42 in. x 42 in. x 18 in.  
106 cm. x 106 cm. x 46 cm.



ST / RC / BB  
(Standard / Rectangle / Bamboo)  
W x D x H  
42 in. x 26 in. x 18 in.  
106 cm. x 66 cm. x 46 cm.

# T17 TOSCANA CONSOLE

WHEN ORDERING USE THE FOLLOWING FORMULA:

FRAME# / SIZE / BAMBOO COLOR (when applicable)  
/ COLOR / DECORATION and COLOR of  
DECORATION (when applicable)

Examples:

1) T17 / ST / AP / 47BN  
(Toscana / Standard / Apple Green / Decoration 47 in Brown)

2) T17 / ST / BB03 / BKR-01 / 43  
(Toscana / Standard / Tobacco Bamboo / Black (Red  
Undercoat) -Standard Distressing / Decoration 43 in Brown)



T17 / ST / BK / 43



T17 TOSCANA CONSOLE



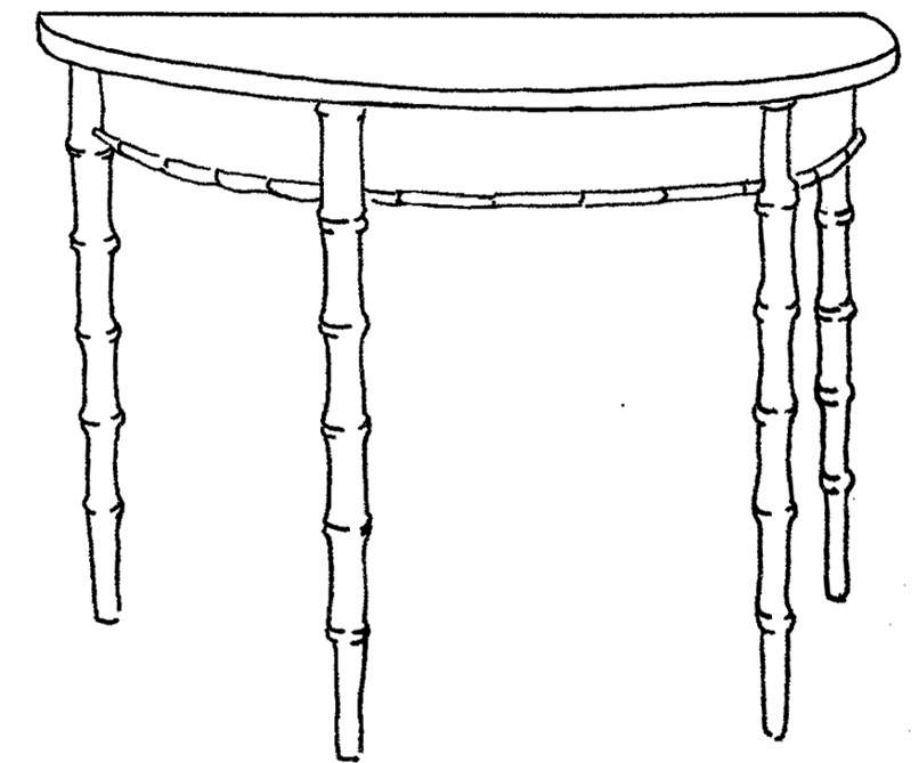
T17 / ST / AP / 47BN



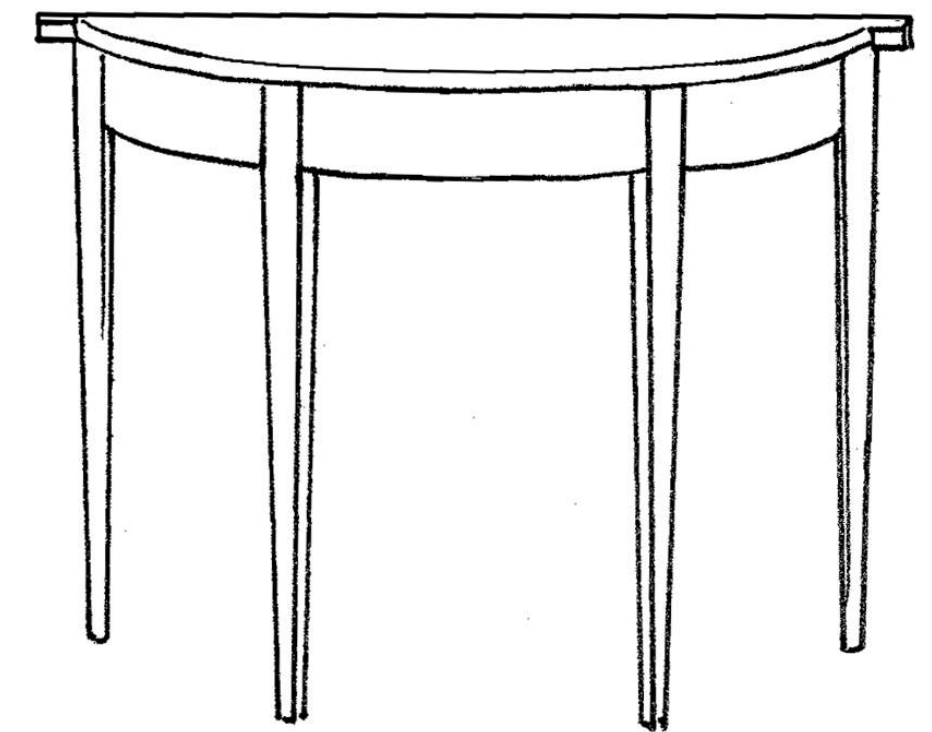
T17 / ST / BK / 43



T17 / ST / BB01 / BN / 43



ST / BB  
(Standard / Bamboo)  
W x D x H  
43 in. x 19 in. x 33 in.  
109 cm. x 48 cm. x 84 cm.



ST  
(Standard)  
W x D x H  
46 in. x 19 in. x 33.5 in.  
117 cm. x 48 cm. x 85 cm.

# T24 FONTEVIEILLE TABLE



WHEN ORDERING USE THE FOLLOWING FORMULA:

FRAME# / SIZE / TYPE / COLOR / DECORATION and COLOR  
of DECORATION (when applicable)

Examples:

1) T24 / WR / ST / WT / 64GN

(Fontevieille / Writing / Standard / White / Decoration 64 in  
Green)

2) T24 / DG / ST / BK / 64GL

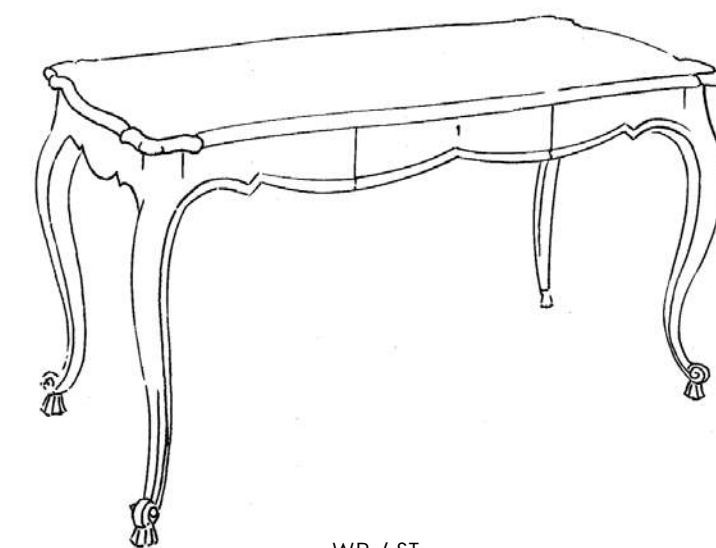
(Fontevieille / Dining / Standard / Black / Decoration 64 in Gilt)

T24 / WR / ST / WT / 64BL

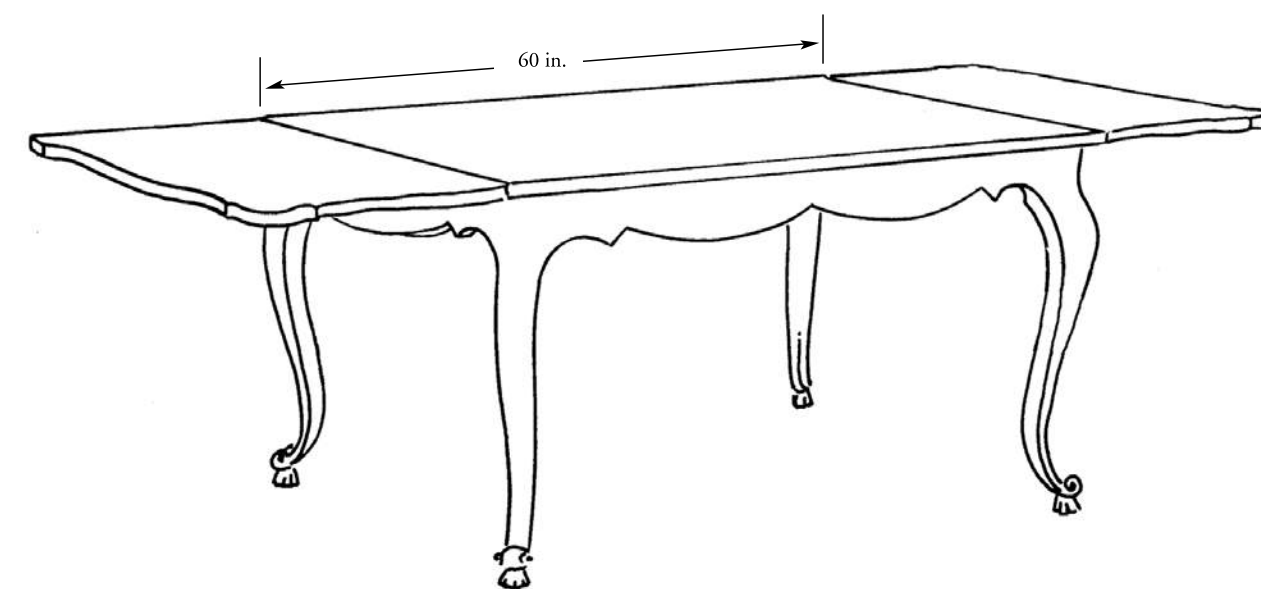


T24 / WR / ST / WT / 64TP





WR / ST  
(Writing / Standard)  
L x D x H  
59 in. x 29 in. x 31 in.  
150 cm. x 74 cm. x 79 cm.



DG / ST  
(Dining / Standard)  
L x D x H  
102 in. x 41 in. x 31 in.  
259 cm. x 104 cm. x 79 cm.

# T26 CANALETTO TRAY TABLE

WHEN ORDERING USE THE FOLLOWING FORMULA:

FRAME# / SIZE / COLOR / DECORATION and  
COLOR of DECORATION (when applicable)

Example:

1) T26 / ST / BKR - 03 / 43

(Canaletto / Standard / Black (Red Undercoat) - Chinese  
Lacquer / Decoration 43)

*Note: The standard finish on this table in "BK" is  
done in high gloss Chinese lacquer with red undercoat.  
Specify whether to have Chinese lacquer finish or not.*



T26 / ST / BKR-03 / 43

T26 CANALETTO TRAY TABLE



T26 / ST / BKR-03 / 43



T26 / ST / BKR-03 / 43 (Without Tray)





ST  
(Standard)  
W x D x H  
32 in. x 23 in. x 20,5 in.  
81 cm. x 58 cm. x 52 cm.

# T29 CARAVAGGIO TABLE

WHEN ORDERING USE THE FOLLOWING FORMULA:

FRAME# / TYPE / STYLE / SIZE / DIMENSION / COLOR /  
DECORATION and COLOR of DECORATION (when applicable)

Examples:

1) T29 / DG / ST / 54 / BK / 43  
(Caravaggio / Dining / Standard / 54" / Black / Decoration 43)

2) T29 / DG / ST / BA / 60 / IV / 47BN  
(Caravaggio / Dining / Standard / Ball Foot / 60" / Ivory /  
Decoration 47 in Brown)

3) T29 / CF / ST / BA / 40 / BK / 43  
(Caravaggio / Coffee / Standard / Ball / 40" / Black /  
Decoration 43)

DIAMETER OPTIONS:

40 in. (102 cm.) (Coffee Table only)  
48 in. (122 cm.)  
54 in. (137 cm.)  
60 in. (152 cm.)  
66 in. (168 cm.)  
72 in. (183 cm.)




T29 / DG / ST / BA / 54 / BK / 43



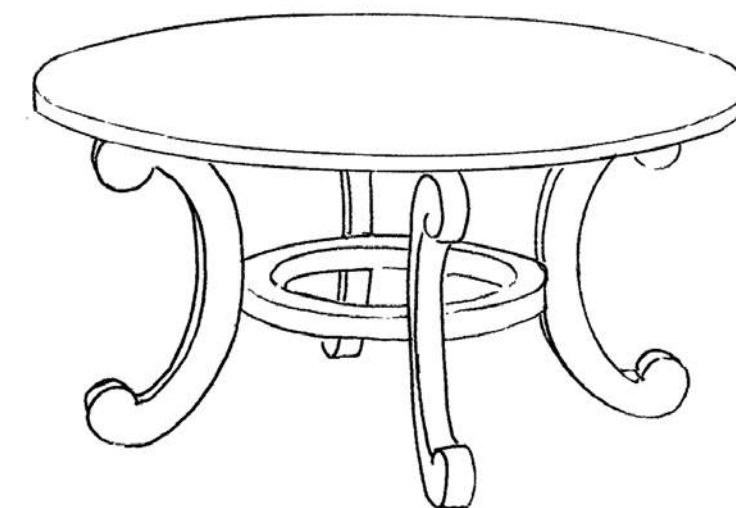
T29 / DG / ST / 54 / BK / 43



CF / ST / BA  
(Coffee / Standard / Ball Foot)  
Height: 19 in. / 48 cm.



DG / ST / BA  
(Dining / Standard / Ball Foot)  
Height: 30 in. / 76 cm.



DG / ST  
(Dining / Standard)  
Height: 30 in. / 76 cm.

# T49 TRASTEVERE TABLE

WHEN ORDERING USE THE FOLLOWING FORMULA:

FRAME# / TYPE / SIZE / SHAPE / COLOR-ACCENT COLOR  
(when applicable) / DECORATION and COLOR  
of DECORATION (when applicable)

Examples:

1) T49 / DG / ST / RC / BK / 51R  
(Trastevere / Dining / Standard / Rectangle /  
Black / Decoration 51 Raised Gesso)

2) T49 / DG / ST / RN / TP-WT / 00  
(Trastevere / Dining / Standard / Round /  
Taupe with White Accent / No Decoration)

DIAMETER OPTIONS: (Round / Dining)

42 in. (107 cm.)  
48 in. (122 cm.)  
54 in. (137 cm.)  
60 in. (152 cm.)  
66 in. (168 cm.)  
72 in. (183 cm.)



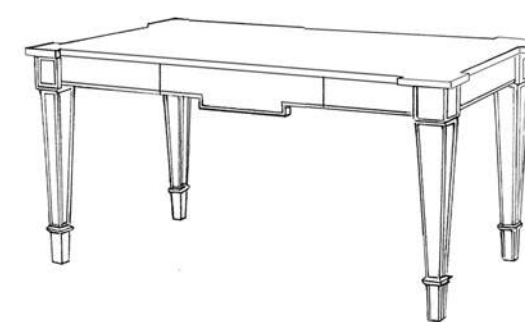
T49 TRASTEVERE TABLE



T49 / DG / ST / RC / TP-WT / 00



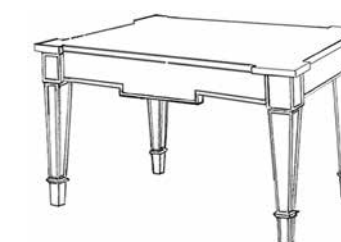
T49 / DG / ST / RC / BKR-01 / 00



WR / ST / RC  
(Writing / Standard / Rectangle)  
W x L x H  
60 in. x 30 in. x 30 in.  
152 cm. x 76 cm. x 76 cm.



EN / ST / RC  
(End / Standard / Rectangle)  
W x D x H  
28 in. x 22 in. x 26 in.  
71 cm. x 56 cm. x 66 cm.  
EN / ST / SQ  
(End / Standard / Square)  
W x D x H  
24 in. x 24 in. x 26 in.  
61 cm. x 61 cm. x 66 cm.



CF / ST / SQ  
(Coffee / Standard / Square)  
W x D x H  
40 in. x 40 in. x 20 in.  
102 cm. x 102 cm. x 51 cm.

CF / ST / RC  
(Coffee / Standard / Rectangle)  
W x D x H  
42 in. x 24 in. x 20 in.  
107 cm. x 61 cm. x 51 cm.

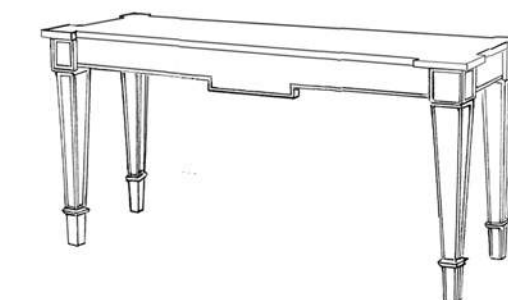
CF / LG / RC  
(Coffee / Large / Rectangle)  
W x D x H  
48 in. x 28 in. x 22 in.  
122 cm. x 71 cm. x 56 cm.



DG / ST / RN  
(Dining / Standard / Round)  
Height: 30 in. / 76 cm.

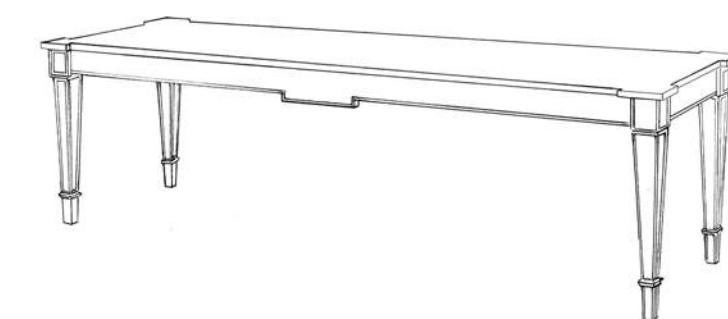
SF / SM / RC  
(Sofa / Small / Rectangle)  
W x D x H  
42 in. x 17 in. x 30 in.  
107 cm. x 43 cm. x 76 cm.

SF / ST / RC  
(Sofa / Standard / Rectangle)  
W x D x H  
48 in. x 17 in. x 30 in.  
122 cm. x 43 cm. x 76 cm.



SF / LG / RC  
(Sofa / Large / Rectangle)  
W x D x H  
54 in. x 17 in. x 30 in.  
137 cm. x 43 cm. x 76 cm.

SF / GR / RC  
(Sofa / Grande / Rectangle)  
W x D x H  
60 in. x 17 in. x 30 in.  
152 cm. x 43 cm. x 76 cm.



DG / ST / RC  
(Dining / Standard / Rectangle)  
W x L x H  
102.5 in. x 32 in. x 30 in.  
260 cm. x 81 cm. x 76 cm.

DG / SM / RC  
(Dining / Small / Rectangle)  
W x L x H  
60 in. x 36 in. x 30 in.  
152 cm. x 91 cm. x 76 cm.





M07

BELLAGIO MIRROR

WHEN ORDERING USE THE FOLLOWING FORMULA:

FRAME# / SIZE / COLOR-ACCENT COLOR /  
AGED or UNAGED GLASS

Examples:

1) M07 / ST / SL-BK / AG  
(Bellagio / Standard / Salmon-Black / Aged Glass)

2) M07 / SM / LB-PK / UG  
(Bellagio / Small / Light Blue-Pink / Unaged Glass)

GLASS OPTIONS:

AG (Aged Glass)  
UG (Unaged Glass)



M07

BELLAGIO MIRROR



M07 / ST / GN-BK / UG



M07 / SM / LB-PK / UG



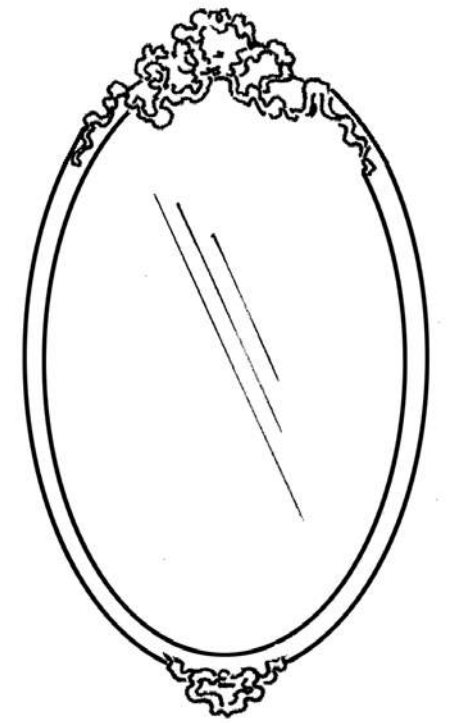
M07 / ST / LT-WT / AG




M07 / ST / SL-BK / UG

M07

BELLAGIO MIRROR



SM  
(Small)  
W x H  
22 in. x 34 in.  
56 cm. x 86 cm.



ST  
(Standard)  
W x H  
25 in. x 45 in.  
64 cm. x 114 cm.

M32

BOTTICELLI MIRROR

WHEN ORDERING USE THE FOLLOWING FORMULA:

FRAME# / SIZE / STYLE / COLOR / DECORATION and COLOR of  
DECORATION (when applicable) / AGED or UNAGED GLASS

Examples:

1) M32 / ST / BD / BK / 48 / AG  
(Botticelli / Standard / Bird / Black / Decoration 48 / Aged Glass)

2) M32 / ST / FW / DV / UG  
(Botticelli / Standard / Flower / Dove Grey / Unaged Glass)

3) M32 / CV / FW / DV / UG  
(Botticelli / Cheval / Flower / Dove Grey / Unaged Glass)

4) M32 / LN / FW / DV / UG  
(Botticelli / Long / Flower / Dove Grey / Unaged Glass)

GLASS OPTIONS:

AG (Aged Glass)  
UG (Unaged Glass)



M32 / ST / BD / BK / 48 / AG

M32

BOTTICELLI MIRROR



M32 / ST / FW / DV / AG




M32 / ST / BD / BK / 48 / AG



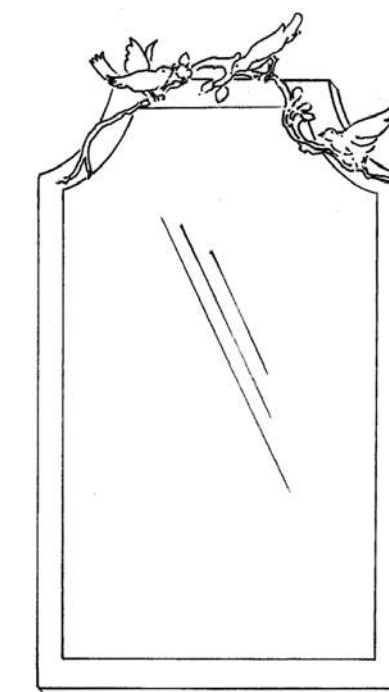
M32 / ST / FW / DV / AG (Detail)




M32 / ST / BD / BK / 48 / AG (Detail)




ST / FW  
(Standard / Flower)  
W x H  
28 in. x 43 in.  
71 cm. x 109 cm.



ST / BD  
(Standard / Bird)  
W x H  
28 in. x 52 in.  
71 cm. x 132 cm.



LN / FW  
(Long / Flower)  
W x H  
28 in. x 62 in.  
71 cm. x 158 cm.



CV / FW  
(Cheval / Flower)  
W x D x H  
36 in. x 16.5 in. x 78 in.  
91 cm. x 42 cm. x 198 cm.

WHEN ORDERING USE THE FOLLOWING FORMULA:

FRAME# / SIZE / STYLE / COLOR-SECONDARY COLOR (with  
 Decoration 68)-ACCENT COLOR / DECORATION and COLOR of  
 DECORATION (when applicable) / AGED or UNAGED GLASS

Examples:

1) M39 / LG / CR / IV-BL-GL / 68 / AG  
 (Murano / Large / Carved / Ivory-Blue-Gilt / Decoration 68 /  
 Aged Glass)

2) M39 / SM / CR / GN-IV-GL / 68 / UG  
 (Murano / Small / Carved / Green-Ivory-Gilt / Decoration 68 /  
 Unaged Glass)

3) M39 / LG / FT / SL-IV / 00 / UG  
 (Murano / Large / Flat / Salmon-Ivory / No Decoration  
 / Unaged Glass)

GLASS OPTIONS:

AG (Aged Glass)  
 UG (Unaged Glass)



M39

MURANO MIRROR



M39 / LG / CR / IV-BL-GL / 68 / AG (Detail)



M39 / CR / SL-IV / AG (Detail)



M39 / LG / CR / IV-BL-GL / 68 / AG



M39 / LG / CR / SL-IV / AG



M39

MURANO MIRROR



M39 / SM / CR / YL-WT / 47BN / AG



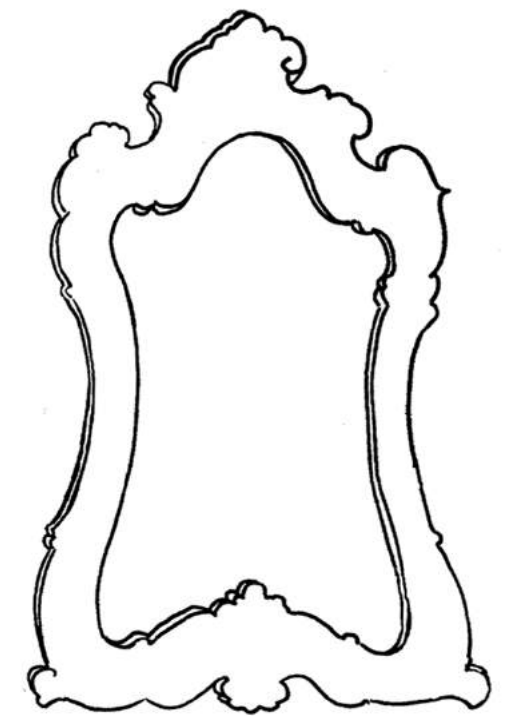
M39 / LG / FT / AP / 47BN / AG



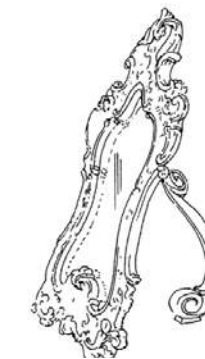
M39 / LG / CR / IV-GL / 47GL / AG




SM / FT  
(Small / Flat)  
W x H  
20 in. x 31.5 in.  
51 cm. x 80 cm.  
(Note: Comes with  
removable  
support stand as  
shown below)



LG / FT  
(Large / Flat)  
W x H  
35 in. x 56 in.  
89 cm. x 142 cm.



SM / CR  
(Small / Carved)  
W x H  
20 in. x 31.5 in.  
51 cm. x 80 cm.  
(Note: Comes  
with removable  
support stand  
as shown)



LG / CR  
(Large / Carved)  
W x H  
35 in. x 56 in.  
89 cm. x 142 cm.

WHEN ORDERING USE THE FOLLOWING FORMULA:

FRAME # / SIZE / STYLE / COLOR / DECORATION and  
COLOR of DECORATION (when applicable) / AGED GLASS or  
UNAGED GLASS

Examples:

1) M74 / LG / FT / DV / 19 / AG  
(Tintoretto / Large / Flat / Dove Grey / Decoration 19 / Aged  
Glass)

2) M74 / ST / FT / SS / 40 / AG  
(Tintoretto / Standard / Flat / Sandstone / Decoration 40 / Aged  
Glass)

GLASS OPTIONS:

AG (Aged Glass)  
UG (Unaged Glass)





M74 / ST / FT / RD / 43 / AG



M74 / ST / FT / BK / 47IV / AG



M74 / ST / FT / BK / 44 / AG



M74 / LG / BB05 / DV / 44R / AG

M74

TINTORETTO MIRROR



M74 / ST / FT / BK / 18 / AG



M74 / ST / FT / SS / 40 / AG



M74 / ST / FT / DV / 19 / AG

M74

TINTORETTO MIRROR



M74 / ST / FT / BKR-02 / AG



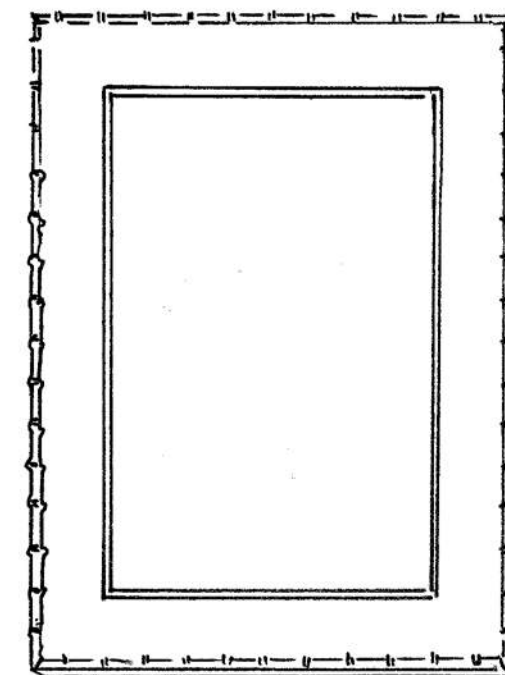
M74 / ST / FT / WT / 58 / AG




M74 / ST / FT / BP / 53IV / AG

LG / BB  
(Large /  
Bamboo)  
W x H  
36 in. x 54 in.  
91 cm. x 137 cm.


GR / BB  
(Grande /  
Bamboo)  
W x H  
40 in. x 54 in.  
101 cm. x 137  
cm.



ST / BB  
(Standard / Bamboo)  
W x H  
31 in. x 44 in.  
79 cm. x 112 cm.



ST / FT  
(Standard / Flat)  
W x H  
29 in. x 42 in.  
74 cm. x 107 cm.



LG / FT  
(Large / Flat)  
W x H  
34 in. x 51 in.  
86.5 cm. x 130 cm.

M75

ROMA MIRROR

WHEN ORDERING USE THE FOLLOWING FORMULA:

FRAME# / SIZE / STYLE / COLOR-ACCENT COLOR (when applicable) / DECORATION and COLOR of DECORATION (when applicable) / AGED or UNAGED GLASS

Examples:

1) M75 / ST / CR / TP-WT / 51WT / AG  
(Roma / Standard / Carved / Taupe-White / Decoration 51 in White / Aged Glass)

2) M75 / LG / CR / BP-IV / 57IV / UG  
(Roma / Large / Carved / Brown Taupe-Ivory / Decoration 57 in Ivory / Unaged Glass)

STANDARD FINISHES:

Any combination of the following "Neo-Classical Base Colors" and "Neo-Classical Decorative Options."

GLASS OPTIONS:

AG (Aged Glass)  
UG (Unaged Glass)

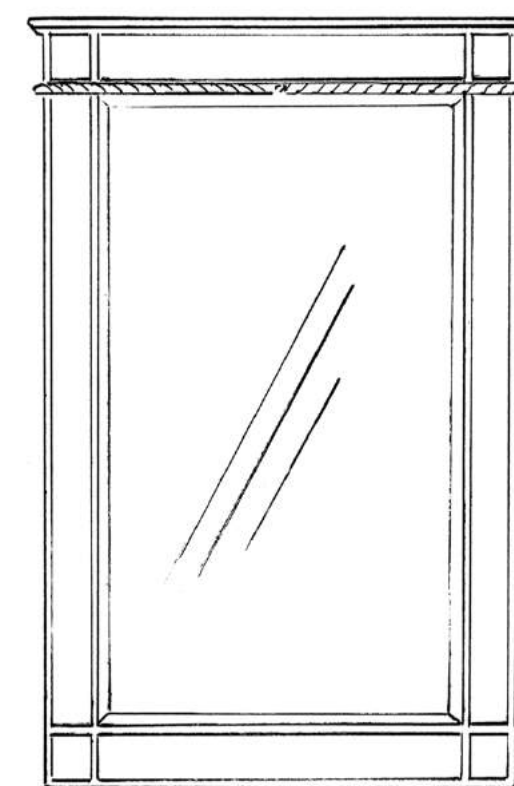


M75 / ST / CR / TP-WT / 51R / AG

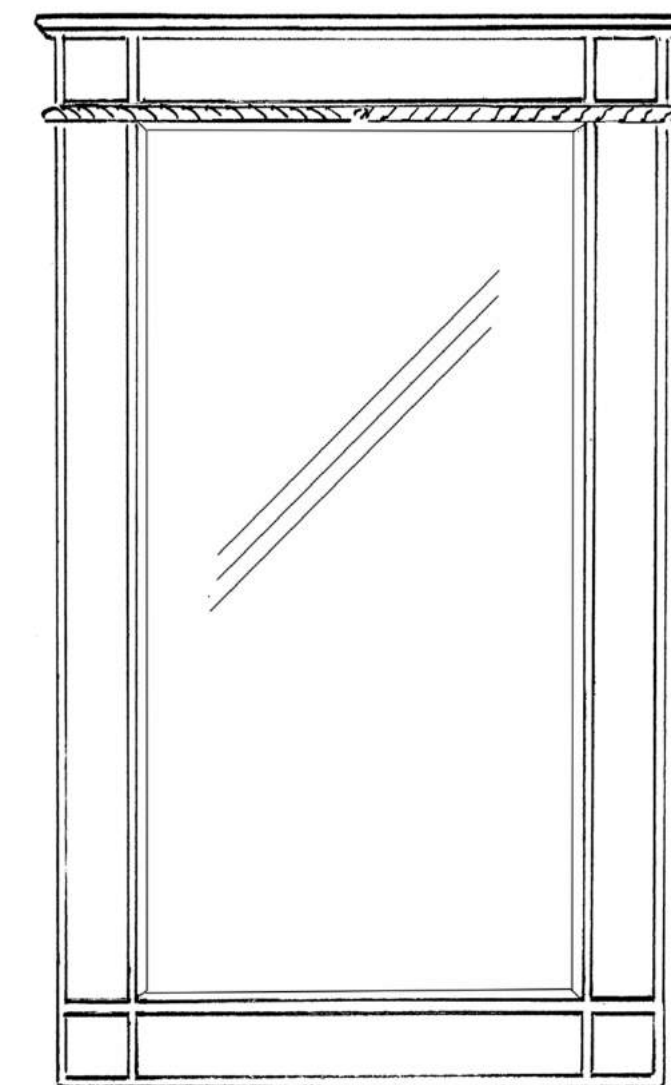


M75

ROMA MIRROR



ST / CR  
(Standard / Carved)  
W x H  
34 in. x 51.5 in.  
86 cm. x 131 cm.



LG / CR  
(Large / Carved)  
W x H  
44 in. x 72 in.  
112 cm. x 183 cm.

M76

TRASIMENO MIRROR

WHEN ORDERING USE THE FOLLOWING FORMULA:

FRAME# / SIZE / STYLE / COLOR-ACCENT COLOR  
(when applicable) / AGED or UNAGED GLASS

Example:

1) M76 / ST / CR / TP-WT / AG  
(Trasimeno / Standard / Carved / Taupe-White / Aged Glass)


STANDARD FINISHES:

*Any combination of the following  
"Neo-Classical Base Colors."*


- COLOR OPTIONS:
  - BK (Black)
  - BP (Brown Taupe)
  - DT (Dark Taupe)
  - IV (Ivory)
  - LT (Light Taupe)
  - TP (Taupe)
  - WT (White)
- GLASS OPTIONS:
  - AG (Aged Glass)
  - UG (Unaged Glass)



M76 / ST / CR / TP-WT / AG



ST / CR  
(Standard / Carved)  
W x H  
34.5 in. x 44 in.  
88 cm. x 112 cm.



LG / CR  
(Large / Carved)  
W x H  
44.5 in. x 57 in.  
113 cm. x 145 cm.



# BASE COLORS



CH (Champagne)



IV (Ivory)



IVR (Ivory Over Red)



AQ (Aquamarine)



LB (Light Blue)



BL (Blue)



SG (Sea Green)



AB (Antique Blue)



GN (Green)



AP (Apple Green)



OL (Olive)



MG (Moss Green)

# BASE COLORS



WT (White)

LT (Light Taupe)



TP (Taupe)




BP (Brown Taupe)



WTR (White Over Red)



TPR (Taupe Over Red)



DT (Dark Taupe)



LT (Light Taupe)



BN (Brown)



BK (Black)



DV (Dove Grey)



BNR (Brown Over Red)



BKR (Black Over Red)

# BASE COLORS



YL (Yellow)



OC (Ochre)



SS (Sandstone)



PK (Pink)



LS (Light Salmon)



SL (Salmon)



LV (Lavender)



MV (Mauve)



TC (Terracotta)



RD (Red)



RS (Rust)



MA (Mango)

# CASE GOODS TOPS



Top 1



Top 2



Top 3



Top 4



Top 5



Top 6



Top 7




Top 8



Top 9



Top 10




Top 11



# DECORATIVE OPTIONS



01



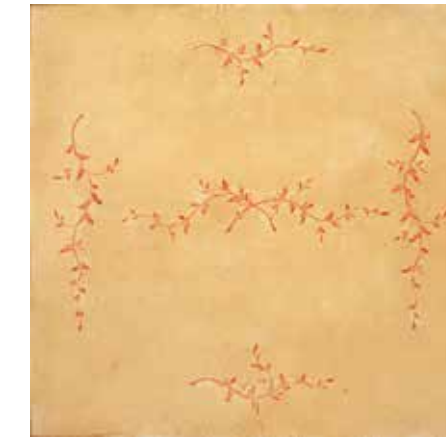
02



03



04



05




07



11



13



15



16



17



18

# DECORATIVE OPTIONS



19



20



21




22



23



24



26



27



28



29



30



31

# DECORATIVE OPTIONS




33




37



39



40



41



42



52



61



62



63



64



65

# DECORATIVE OPTIONS



66



68



43 (Ferns and Insects)



44 (Ferns Only)



45 (Tracery)



46 (Tracery with Birds)



47 (Chinese Figures)




48 (Insects Only)



49 (Trees with Birds)



50 (Cross Hatch)



51 (Ball Garland)




53 (Monochrome Flowers)

# DECORATIVE OPTIONS



54 (Chinese Figures and Banding)




55 (Medallion Banding)



56 (Scroll/Banding)



57 (Guilloche Appliqué)



57CR (Guilloche Appliqué, Carved)



58 (Rosettes)



59 (Asian Fantasy)



60 (Acanthus Leaf)



60CR (Acanthus Leaf, Carved)



67 (Chrysanthemum)

# NEW BASE COLORS



CPL-OS-GSS COPPER LEAF OXIDIZED FONDO GESSOSO



CPL-ST COPPER LEAF



CPL-V COPPER LEAF -VENATO



GOL-ST GOLD LEAF



AGL-OS ANTIQUE GOLD LEAF OXIDIZED



FSL-ST FINE SILVER LEAF



AFSL-OS ANTIQUE FINE SILVER LEAF OXIDIZED



SIL-V-GSS SILVER LEAF VENATO FONDO GESSOSO



FSL-DCP/PAT FINE SILVER LEAF DECAPE' PATINATO



AGRE/SCR ANTIQUE GREY FONDO SCREPOLATO



BW-L POLISHED BEECH WOOD



107R/WT (MP)

# NEW DECORATIVE OPTIONS



110R (FA)




111/MC (GOL-P)



108R/BK- SF (FSL)



102R/CPL (BK)



101R/SIL (CPL)



103R/BK-SF (MP)



100R/SIL (WT)



103R/SIL (RD)



100R/CPL (WT)



106R/BK (WT)



11/BK (SIL-PAT)



104R/SIL-CPL (BK)

# BAMBOO COLORS



BB01 (Black)



BB02 (Brown)



BB03 (Tobacco)



BB04 (Taupe)



BB05 (Brown Taupe)



BB06 (White)



BB07 (Ivory)



BB08 (Apple Green)



BB09 (Lavender)



BB10 (Dove Grey)



BB11 (Rust)



BB12 (Tortoiseshell)

# DRAWER PULLS



Pull 01



Pull 02



Pull 03



Pull 04



Pull 05



Pull 06



Pull 07



Pull 08



Pull 10



Pull 11



Pull 12



Pull 13



Pulls 14 & 15



Pulls 16 & 17



Pulls 18 & 19





Ogni prodotto Patina è marchiato con la nostra targhetta di autenticità come prova che l'articolo è un prodotto originale PATINA®, prodotto e decorato interamente in Italia presso i nostri laboratori.

Each Patina product is supplied with our guarantee brass tag as a proof that the item is an original PATINA® product, Entirely manufactured and decorated in Italy in our workshops.

На каждый предмет мебели Patina ставится фирменная табличка из блестящей или посеребрённой латуни в качестве гарантии, что предмет мебели был сделан на фабрике PATINA® в Италии нашими мастерами и художниками.

Art Direction  
Kemistry of Style