

hansgrohe

The most beautiful workspace in the house.

With innovative taps and sinks from hansgrohe

hansgrohe. Meet the beauty of water.



Innovative and high quality kitchen design.

The heart of the kitchen can be found where fresh water flows, which is why hansgrohe is always working to make your experience of water more enjoyable. Our products combine clever technology with ergonomic perfection, to make the work you do in the kitchen more efficient and more fun. hansgrohe makes it easy to combine the taps that most suit your needs with a sink of your choice, for the ultimate in easy workflow. Alternatively, choose a state-of-the-art sink combi unit as the focal point in your kitchen. Our ultramodern sinks are designed to serve as the centre of your kitchen, while the specially selected materials and solid workmanship promise long-lasting enjoyment.

hansgrohe. Meet the beauty of water.



Table of contents

- 4** Why hansgrohe?
- 8** New products
- 10** Technologies

AT THE SINK

- 18** Stainless steel S71
- 22** Stainless steel S41
- 26** SilicaTec S51

KITCHEN MIXER TAPS

- 30** Aquno Select M81
- 34** Metris M71
- 38** Talis M51
- 42** Talis M52
- 46** Talis M54
- 50** Focus M41
- 52** Focus M42
- 56** Logis M31
- 58** Logis M32

SINK COMBI UNITS

- 60** Stainless steel C71
- 64** SilicaTec C51

ACCESSORIES

- 68** Accessories and cleaning products

Your need are our priority.



1 Innovation

- **Revolutionary innovations**
- **Pioneers in the industry**
- **Ground-breaking technologies**

At hansgrohe, we don't just innovate, we revolutionise. Some of our product developments have made history in our industry and changed how people all over the world experience water, every day. We have our own dedicated research and development laboratory where our industry experts have worked to produce more than 16,000 active patents, ensuring that hansgrohe remains the industry leader. We care deeply about you and your enjoyment of our products, in terms of both form and function.





reddot winner 2020

2 Design

- **More than 600 design awards**
- **A design for every style**
- **International designers**

Design can be defined in a number of ways: shape, aesthetic, style. But, at hansgrohe, good design means more than just good looks. As well as world-class appearance, our influential designers also focus on quality and maximum customer benefit. It's our unwavering attention to detail that has earned more than 600 internationally renowned awards. From the big picture to the small details, we take every opportunity to make your bathroom experience the best it can be with our technical innovations. Whether it's Modern, Classic or Avantgarde, we have the perfect solution to suit any need and, most importantly, our timeless designs will outlive fastpaced fashion trends.



4 Service

- **Support and valuable expertise**
- **Always here to help**
- **Exhibitions to explore**

Customer satisfaction has, and always will be, our primary focus. At hansgrohe, we work in partnership with you to ensure the best possible solution. Being able to deliver top-quality, personal service to our customers at all times is a key part of how we operate as a company. No matter the question, problem or special request, we are here to help.

[hansgrohe.com](https://www.hansgrohe.com)

3 Quality

- **Experts since 1901**
- **Made in Germany**
- **5 year guarantee***



Since 1901, people all over the world have put their trust in hansgrohe's durable products from the heart of the German Black Forest. hansgrohe is synonymous with high-quality products of exceptional design, ease of use and intelligent functions. Since our foundation, 'Engineered in Germany' has been a recipe for success and remains an integral part of our philosophy. This level of German expertise is recognised as a guarantee of excellence and every one of our facilities works to the high standards that we set. As testament to this, we offer a 5 year product guarantee* and hold spare parts for discontinued products for a further 15 years.



*This guarantee applies to all hansgrohe products, with the exception of a few digital products in selected countries. Further conditions, details and article numbers are listed at www.hansgrohe.com/service/producer-guarantee





hansgrohe in the kitchen – more comfort, more style.

The kitchen is the heart of your home – the place where you most need comfort, design and efficiency, so that you can cook freely with everything on hand. In the perfect interplay of style and function, hansgrohe has designed a totally new experience in the kitchen. Learn about our innovative sinks and kitchen mixer taps, as well as completely new combinations designed to revolutionise your time in the kitchen. Check out our latest accessories, where you will discover that every small detail has the power to make your work in the kitchen easier than ever.

New products – make your kitchen work easier.



Aquno Select M81:

The inimitable Aquno Select M81 kitchen taps create a ultra-modern way of working, with ultra-efficient water management at the sink. The incredible design results in water that flows in a completely new way. The large, innovative SatinFlow spray is unique, redefining how you work at the sink. It allows you to gently wash food, clean large objects without splashing and wash your hands, all while conserving resources. Finished with a tailor-made multi-function strainer, preparing and cooking food has never been so efficient, simple or pleasurable.

Talis M54:

Sleek and minimalist in design, uncompromising in function and quality, so that your every movement becomes a highlight. The Talis M54 kitchen taps display a slimline silhouette, giving a stylish look to every modern kitchen. Alongside the chrome and stainless steel finish option, the matt black choice provides an eye-catching alternative. The range includes a choice of key basic shapes and comfortable heights, allowing the taps to be incorporated into a wide variety of kitchen styles.





Metris Select M71 & M51 Select Talis additions:

The new addition to the popular Metris Select M71 and Talis Select M51 kitchen taps feature a newly developed shower head that combines two features: hansgrohe Select technology and two jets on the hand spray. The benefit to you? One-handed operation and even more precise water control.

S41 stainless steel sinks:

The sinks designed to weather the practicalities of everyday life. The organic and simple design language blends with any kitchen style. Variable installation options and exchange possibilities make them an incredibly flexible choice. Also suitable for base units with a width from 45 cm, they offer easy ordering thanks to integrated manual or automatic waste set.



Accessories and cleaning products:

Getting things done is so much easier when you have the right tools. That is why hansgrohe's new products make working in a hansgrohe-fitted kitchen as comfortable as possible. Our washing up liquid dispensers work with every kitchen tap. Our multi-function strainer, detachable draining board and chopping board make multitasking easy. Cleaning and care spray protects stainless steel and SilicaTec against dirt, staining and limescale deposits.

Technologies



Flexibility: The combination of the Select button and pull-out spout makes work at the sink simpler and more comfortable. The hose can be extended by up to 76 cm, which extends your working radius and makes filling containers much easier.



Space to move: Thanks to Select technology, water flow can easily be switched on and off manually with your finger, back of hand or arm. That means more freedom of movement and easier multitasking, so you can work more efficiently.



Speed: The Select button on the front edge of the sink lets you start and stop the water flow quickly and conveniently. The drain is opened by turning the control unit.



Select



Convenient push button operation

Select technology makes operation simple and convenient. With just one press, you can pause or restart the water flow. Designed to be operated with your elbow or back of the hand, your hands can stay clean.

Advantages:

- Start and stop water at the push of a button
- Optimised water flow and comfortable operation
- Can be operated with an arm or elbow



ComfortZone




Complete freedom of movement

The extra high spout offers plenty of space and is ideal for filling containers. Taps can pivot to provide more room, either partly or entirely, depending on the type of single lever tap chosen.

Advantages:

- Optimum height to suit every need
- Flexible pivot to prevent over-rotation
- Maximum freedom of movement

Technologies



Pull-out function


Extended flexibility

The pull-out tap extends your working radius and therefore your work space at the sink, which is useful for tasks such as watering plants or filling a coffee pot. Do you want to use the pull-out shower spray or the spout? It's your choice, as this kind of tap allows you to choose either. It also has our intuitive Select technology, which allows you to turn the water on or off at the touch of a button.

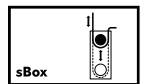
Advantages:

- Standard pull-out length max. 50 cm
- The sBox extends the operating range up to 76 cm, increasing your workspace by around 50%
- MagFit magnetic shower holder for easy withdrawal of the hose and a perfect fit with the tap





sBox



Cleverly stored

The space under the sink provides storage for many household items, from detergents to dustpans, which can obstruct the smooth functioning of a pull-out hose. But with the sBox, the retractable hose can be pulled out easily and quietly, before being safely stowed away and protected from damage.

Advantages:

- Smooth, safe extension and retraction of the hose, avoiding contact with other items stored under the sink
- Numerous mounting possibilities in the cabinet, due to flexible fasteners
- Reduces clutter in the sink cabinet
- Hose weight in the sBox ensures smooth and silent use
- An additional spacer rail that allows for installation lower in the cabinet body

Technologies



Normal spray:

Fuller, lighter and softer droplets from an aerated spray, thanks to AirPower technology.



Laminar spray:

Crystal clear and economical, without added air. Ideal for quickly filling large containers, and can prevent splashing.




Shower spray:

Economical and cleansing. Also perfect for fast spraying at the sink.



SatinFlow spray:

Efficient, splash-free and economical water consumption. The wide spray pattern gently blankets food, cleans large objects such as baking trays and saves water when hand-washing.



Spray types

Switch for the task in hand

What you do at the sink changes all the time, which is why you need different spray types. Sometimes you need to fill a container quickly, while sometimes you'll be washing delicate food. Our kitchen taps provide the perfect spray for every task, and you can switch between them quickly and easily.

Advantages:

- Easily change between spray types on the hand spray
- Lockable shower spray
- Spray can be reset at the push of a button
- Intuitive changing thanks to the placement of the button



Installation in front of window

Adaptable to any situation

Windows that open inwards get in the way of fixed kitchen taps. These taps are ideal for installation in front of a window, as you can simply lift and tilt the kitchen taps when you want to open and close the window.

Advantages:

- Ideal for mounting in front of the window
- Allows you to open and close windows with ease

Technologies



QuickClean



Rub away limescale and dirt in an instant

QuickClean's flexible silicone discs mean dirt and limescale can be rubbed off with your finger, with the minimum of effort and no need for cleaning products. This extends the product's lifespan and keeps things working perfectly.

Advantages:

- Quick and easy cleaning
- Long product life



AirPower



For an abundant water flow

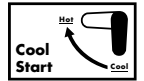
AirPower works by drawing in air via the spray outlet. The addition of air enriches the incoming water, making the spray fuller, lighter and softer. AirPower cleverly delivers a high spray volume with less water.

Advantages:

- Fuller, lighter water droplets for an enhanced water jet
- Less risk of splashing
- Higher efficiency contributes towards lower water consumption



CoolStart



Hot water when you really need it

On standard taps the continuous flow heater or circulation pump starts up immediately if the handle is in the middle position. With CoolStart, hot water is only added when the lever is moved to the left, cutting down on energy use, CO₂ emissions and costs.

Advantages:

- Only cold water flows in the default setting
- This can save water and energy, which in turn, saves money
- Better user ergonomics, because the lever for hot water can only be moved to the left



EcoSmart



Save water and energy

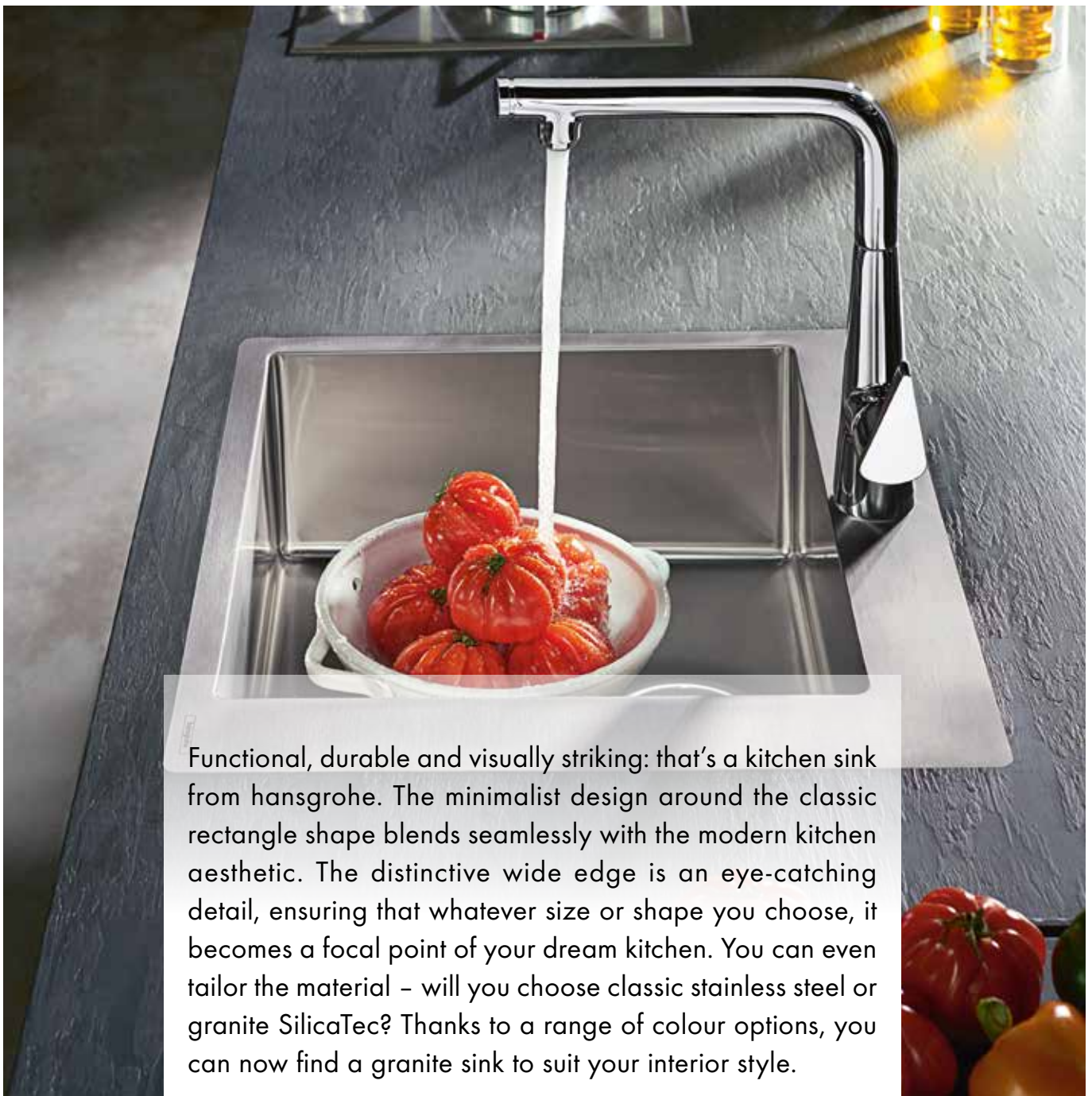
Thanks to EcoSmart technology, certain hansgrohe kitchen mixer taps have an aeration of only 6 l/min, saving both hot water and energy.

Advantages:

- A rich, bubbling water spray, thanks to enrichment with air
- Lower energy requirement, and therefore lower fuel consumption and CO₂ emissions
- Double the positive impact, thanks to lower water and energy consumption


Find out how much water and energy you can save using our Hansgrohe Savings Calculator: [hansgrohe.com/savings-calculator](https://www.hansgrohe.com/savings-calculator)

Minimalist design, maximum choice – **S71** **stainless steel sink.**



Functional, durable and visually striking: that's a kitchen sink from hansgrohe. The minimalist design around the classic rectangle shape blends seamlessly with the modern kitchen aesthetic. The distinctive wide edge is an eye-catching detail, ensuring that whatever size or shape you choose, it becomes a focal point of your dream kitchen. You can even tailor the material – will you choose classic stainless steel or granite SilicaTec? Thanks to a range of colour options, you can now find a granite sink to suit your interior style.

AT THE SINK



Installation options:

S71 stainless steel sinks can be flush-mounted or surface-mounted, or you can opt for a base unit model. A choice of sink sizes ensures maximum flexibility.



Stable and easy to install:

All sinks are equipped with a reinforcement bracket and double the material thickness for stable tap fixture, which means no more shaking.

Fastening clamps for a clamping range of 28-40 mm are included in the delivery. The required accessories (waste and overflow set) must be ordered separately, as it is dependent on the kitchen tap you select.



High quality:

The 1 mm thick, hand-welded stainless steel sinks shine with high quality workmanship, boasting precisely manufactured edges and 10 mm corner radii. The frame on the L versions is 2mm reinforced ensuring sink stability. Stainless steel is robust enough to withstand contact with substances such as fruit acid.



Heat resistant:

Stainless steel is unaffected by extreme temperature changes and is completely rustproof.

Stainless steel S71

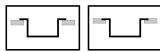


S71
 S711-F450 Built-in sink 450 (1-hole)
 # 43301, -800
 S712-F450 Built-in sink 450 (2-hole)
 # 43305, -800 (not shown)

Base cabinet

60 cm

Installation type



S71
 S715-F450 Built-in sink 450 (1-hole)
 with drainboard left
 # 43306, -800
 S716-F450 Built-in sink 450 (1-hole)
 with drainboard right
 # 43331, -800 (not shown)


Base cabinet

60 cm

Installation type



S717-F450 Built-in sink 450 (2-hole)
 with drainboard left
 # 43307, -800 (not shown)
 S718-F450 Built-in sink 450 (2-hole)
 with drainboard right
 # 43332, -800 (not shown)



S71
 S711-F660 Built-in sink 660 (1-hole)
 # 43302, -800
 S712-F660 Built-in sink 660 (2-hole)
 # 43308, -800 (not shown)

Base cabinet

80 cm

Installation type



S71
 S711-F655 Built-in sink 180/450 (1-hole)
 # 43309, -800
 S712-F655 Built-in sink 180/450 (2-hole)
 # 43310, -800 (not shown)

Base cabinet

80 cm

Installation type

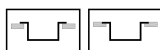


S71
 S711-F765 Built-in sink 370/370 (1-hole)
 # 43303, -800
 S712-F765 Built-in sink 370/370 (2-hole)
 # 43311, -800

Base cabinet

90 cm

Installation type



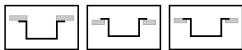


S71
S719-U400 Under-mount sink 400
43425, -800

Base cabinet

50 cm

Installation type

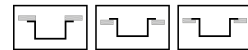


S71
S719-U450 Under-mount sink 450
43426, -800

Base cabinet

60 cm

Installation type

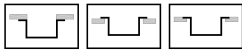


S71
S719-U500 Under-mount sink 500
43427, -800

Base cabinet

60 cm

Installation type

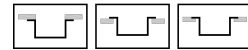


S71
S719-U660 Under-mount sink 660
43428, -800

Base cabinet

80 cm

Installation type

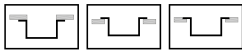


S71
S719-U655 Under-mount sink 180/450
43429, -800

Base cabinet

80 cm

Installation type

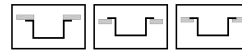


S71
S719-U765 Under-mount sink 370/370
43430, -800

Base cabinet

90 cm

Installation type







Numerous mounting options, organic design – **Stainless steel S41.**

The striking S41 sinks are made from 0.8 mm thick stainless steel, providing a robust material that is resistant to substances such as fruit acid. Hygienic and easy to clean, the large corner radius leaves nowhere for dirt to hide. The organic design blends seamlessly into any kitchen style. Thanks to the flexibility in installation and endless interchangeable options, your kitchen can be designed for your individual needs.

Stainless steel S41

Flexible: Thanks to the reversible installation of our sinks and drainers and the number of sink sizes available, they can fit into any kitchen set-up. The S41 can be installed on top or flush to the kitchen surface.

Easy care:

The organic rounded design with large open corners ensures quick and easy cleaning, and no dirty edges.



Stable:

All sinks are equipped with a reinforcement bracket, so there is no movement once installed.



Comfortable:

Thanks to the spacious basins for standard base units it is easier to handle large items in the kitchen. Integrated sound-absorbing matting ensures quiet use.

Heat resistant:

Stainless steel is unaffected by extreme temperature changes and is completely rustproof.

Easy installation:

Fastening clamps for clamping ranges 28-40 mm, as well as the waste and overflow set, are included in the delivery.



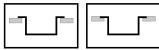


S41
S412-F340 Built-in sink 340/400
43334, -800

Base cabinet

45 cm

Installation type

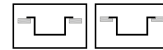


S41
S412-F400 Built-in sink 400/400
43335, -800

Base cabinet

50 cm

Installation type

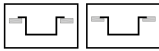


S41
S412-F500 Built-in sink 500/400
43336, -800

Base cabinet

60 cm

Installation type

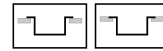


S41
S4113-F340 Built-in sink 340/400 with drainboard
43337, -800

Base cabinet

45 cm

Installation type

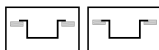


S41
S4113-F400 Built-in sink 400/400 with drainboard
43338, -800

Base cabinet

50 cm

Installation type

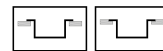


S41
S4113-F540 Built-in sink 340/150/400
with drainboard
43339, -800

Base cabinet

60 cm

Installation type



Alternatively, S41 sinks with draining boards are available without pre-punched drill holes and with a manual waste set.

For more products and information go to [hansgrohe.com](https://www.hansgrohe.com)

The natural choice – **SilicaTec S51.**



Granite sinks made of SilicaTec, the material of the future, bring a natural hint of colour into the kitchen. The main component is fine quartz sand, the hardest component of granite. The result is a smooth, hard and pore-free surface that is easy to clean. It is also extremely resilient against damage from heat, scratches or dirt. Three different colour options ensure SilicaTec sinks offer even more individuality in the kitchen.



A natural fit:

Whether black granite -170, stone grey -290 or concrete grey -380, SilicaTec is a tactile and natural feeling material. The smooth, pore-free surface prevents water from penetrating and dirt from sticking.

Resistant:

SilicaTec is made up of quartz particles, which offer impact, fracture and scratch resistance. It is unaffected by heat and won't fade in the light, ensuring the colour remains true for many years to come.



Installation options:

SilicaTec S51 sinks are available in surface-mounted and undermounted installation. A variety of sink sizes ensures maximum flexibility.



Food safe:

The pore-free SilicaTec surface prevents bacteria penetrating or odours lingering, for a more hygienic kitchen environment.



Repellant:

The roll-off effect allows water to drain off almost residue-free. The quality of the surface also prevents food stains and other discolouration.

SilicaTec S51



S51
S510-F450 Built-in sink 450
43312, -170, -290, -380

Base cabinet

60 cm

Installation type



S51
S514-F450 Built-in sink 450 with drainboard left
43314, -170, -290, -380

S5110-F450 Built-in sink 450 with drainboard right
43330, -170, -290, -380 (not shown)

Base cabinet

60 cm

Installation type



S51
S510-F660 Built-in sink 660
43313, -170, -290, -380

Base cabinet

80 cm

Installation type



S51
S510-F635 Built-in sink 180/450
43315, -170, -290, -380

Base cabinet

80 cm

Installation type



S51
S510-F770 Built-in sink 370/370
43316, -170, -290, -380

Base cabinet

90 cm

Installation type





S51
S510-U450 Under-mount sink 450
43431, -170, -290, -380

Base cabinet

60 cm

Installation type



S51
S510-U660 Under-mount sink 660
43432, -170, -290, -380

Base cabinet

80 cm

Installation type



S51
S510-U635 Under-mount sink 180/450
43433, -170, -290, -380

Base cabinet

80 cm

Installation type



S51
S510-U770 Under-mount sink 370/370
43434, -170, -290, -380

Base cabinet

90 cm

Installation type



Sink finish options

Indicating the surface measurement, each Order No. (#) will have 8 digits, e.g. 43312, -170 = graphite black



-170
graphite black



-290
stone grey



-380
concrete grey



GERMAN
DESIGN
AWARD
GOLD
2020



GERMAN
INNO
VATION
AWARD 20
GOLD



DESIGN
AWARD
2020



KITCHEN MIXERS

Aquno Select M81 – Making your work in the kitchen easier.

The best flow of work sees everything working in harmony, like the inner workings of a clock. With its unconventional design, innovative spray technology and bespoke accessories, the Aquno M81 tap blends all of these elements perfectly. This unit redefines water use in the kitchen. For the first time, you can control the plane of the water, from gentle SatinFlow to a pull-out tap with both a laminar and shower spray. SatinFlow protects delicate fruit and vegetables, using individual superfine jets to wash the food at a shallow angle, quickly cleaning them without causing damage to the skin. This SatinFlow spray will also clean large kitchen items such as baking trays, and offers economical hand washing. Used in combination with the hansgrohe multifunctional strainer, you have the perfect all-in-one concept for efficient water management.

Aquno Select M81

Pull-out function

The pull-out function has two spray modes, so you always have the right tool for the job, whether you want to rinse a saucepan or fill a vase. Combining the hose with the sBox ensures that it can be easily pulled out and then safely stored away under the sink after use. The amount that the spout can rotate is limited, to prevent the accidental spray of water. This is available with or without the sBox.




Multitasking with the multifunction strainer:

Tailored to the dimensions of the splash-free SatinFlow spray, the supplied multifunction strainer allows for the convenient cleaning and draining of food, hygienically avoiding contact with the sink. This hands-free operation means you can get to work on the next step of meal prep.



Switch spray types easily:

Change from the SatinFlow spray to the hand spray at the touch of a button, thanks to Select. Discreetly embedded in the base of the tablet, the green ring around the button indicates the current setting, ensuring safe and predictable water control.



Aquno Select M81 with L-shaped tap:

Not curved, but set at a right angle, this tap's shape adds to a precise and streamlined kitchen aesthetic. It goes especially well with wall-mounted kitchen units. Aquno Select M81 also offers a pull-out option with laminar spray.




Design accents for the kitchen

Your kitchen should be designed to your specification, combining the elements you need to create your dream space. Paramount to this is the aesthetics. Select Aquno Select M81, and you can choose from three exclusive finishes: elegant stainless steel, matt black or shiny chrome.




Aquno Select M81
 Single lever kitchen mixer 170,
 pull-out spray, 3jet, sBox
 # 73831, -000, -670, -800

Single lever kitchen mixer 170,
 pull-out spray, 3jet
 # 73837, -000, -670, -800




Aquno Select M81
 Single lever kitchen mixer 250,
 pull-out spout, 2jet, sBox
 # 73830, -000, -670, -800

Single lever kitchen mixer 250,
 pull-out spout, 2jet
 # 73836, -000, -670, -800




Kitchen tap finish options


Indicating the surface finish, each Order No. (#) will have 8 digits, e.g. 28500, -000 = chrome



-000
chrome



-670
matt black



-800
stainless steel finish

Where ergonomics meets aesthetics – **Metris M71.**



The M71 range is both eye-catching and an indispensable kitchen assistant. Its clean, minimalist design in chrome or stainless steel is ideally suited to hansgrohe sinks, while the ergonomic, comfortable operating concept makes them a match made in heaven. M71 fittings are available at differing spout heights (ComfortZone), with Select technology and many other labour-saving features.



Rocker lever:

With Select technology and a rocker lever positioned at the front edge of the sink, the kitchen tap can be conveniently operated without reaching across the flow of water.

Functional:

By turning the ergonomic rocker lever you can control the water temperature, while tilting it allows you to control the volume of the water flow.



Select button:

With the Select button at the front edge of the sink, the kitchen tap can be conveniently operated from the front.



Operating the Select button:

The water flow can be started and stopped by pressing the Select button. The drain is opened and closed by turning the control unit.

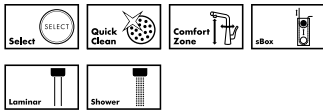
The pull-out spray extends your working space:

The hose is protected from damage as it is secured in the sBox. With the Select button at the front of the sink, the water can be turned on and off at the touch of a button. The handle remains open, maintaining water volume and temperature.

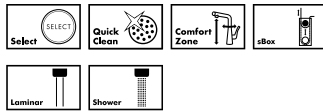
Metris M71



Metris Select M71
2-hole single lever kitchen mixer 320,
pull-out spray, 2jet, sBox
73806, -000, -800

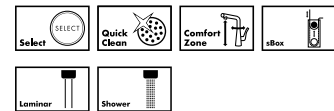


Metris Select M71
2-hole single lever kitchen mixer 220,
pull-out spray, 2jet, sBox
73805, -000, -800

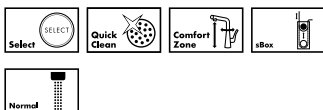


Metris Select M71
2-hole single lever kitchen mixer 200,
pull-out spray, 2jet, sBox
73818, -000, -340, -670, -800

2-hole single lever kitchen mixer 200,
pull-out spray, 2jet
73819, -000, -800

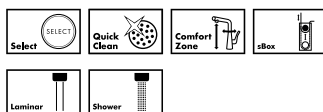


Metris Select M71
2-hole single lever kitchen mixer 200,
pull-out spout, 1jet, sBox
73804, -000, -800

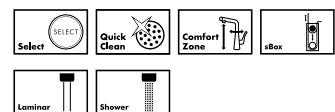


Metris Select M71
Single lever kitchen mixer 240,
pull-out spray, 2jet, sBox
73817, -000, -800

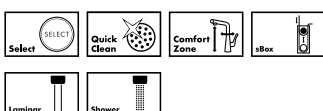
Single lever kitchen mixer 240,
pull-out spray, 2jet
73822, -000, -800



Metris Select M71
Single lever kitchen mixer 320,
pull-out spray, 2jet, sBox
73816, -000, -800




Metris Select M71
Single lever kitchen mixer 320,
pull-out spout, 1jet
14884, -000, -800




Kitchen tap finish options

Indicating the surface finish, each Order No. (#)
will have 8 digits, e.g. 28500, -000 = chrome



-000
chrome



-340
brushed black
chrome



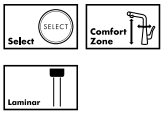
-670
matt black



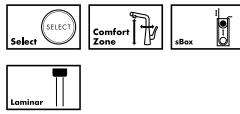
-800
stainless steel finish



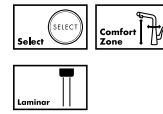
Metris Select M71
Single lever kitchen mixer 240,
pull-out spout, 1jet, sBox
73802, -000, -800



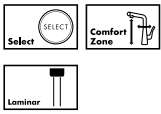
Metris Select M71
Single lever kitchen mixer 320, 1jet
14883, -000, -800



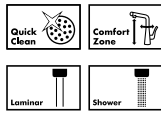
Metris Select M71
Single lever kitchen mixer 260, 1jet
14847, -000, -800



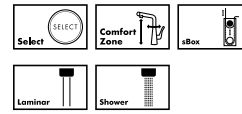
Metris M71
Single lever kitchen mixer 320,
pull-out spray, 2jet
14820, -000, -800



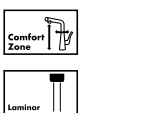
Metris M71
Single lever kitchen mixer 220,
pull-out spray, 2jet, sBox
73800, -000, -800



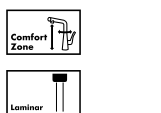
Metris M71
Single lever kitchen mixer 320,
pull-out spout, 1jet
14821, -000, -800



Metris M71
Single lever kitchen mixer 320, installation
in front of a window, 1jet
14823, -000, -800



Metris M71
Single lever kitchen mixer 320,
device shut-off valve, 1jet
14888, -000



Metris M71
Single lever kitchen mixer 320,
with shut-off valve, 1jet
14888, -000



An all-rounder for the modern kitchen – **Talis M51.**



The Talis M51 kitchen taps are versatile tools in one neat package. The conical shape embodies elegance, moving smoothly into a slimline spout. Both stainless steel and chrome are timeless kitchen finishes that allow these taps to blend with any kitchen. Clever design maximises your comfort in the kitchen: Select technology starts and stops water at the touch of a button, while the ComfortZone offers more space at the sink and less splashing. You can enlarge this still further with the addition of a pull-out or swivel spout.

Pull-out hose:

It couldn't be easier to switch between the two spray types. Use normal spray to quickly fill large pots and vases, and shower spray to thoroughly clean kitchen implements and fruit, vegetables or fish. Thanks to the ergonomic design, you can change the spray type single-handedly, while keeping the water flowing.



Select functionality:

Select technology puts water control at your fingertips, whatever you're doing in the kitchen. You can operate it with the back of your hand, elbow or forearm, which is invaluable when you have your hands full or your hands are dirty from cooking. Simply press the Select button to start and stop the water flow quickly and easily.

Additional products

Dishwashing liquid/lotion dispenser:

Available in three different designs and two finishes. We recommend A71 to match the Metris M71, A51 for Talis M51 and M52, and A41 to match Focus M41 and M42, as well as a selection of products from other ranges.



A71 Soap-/ lotion dispenser
40468, -000, -670, -800



A51 Soap-/ lotion dispenser
40448, -000, -670, -800



A41 Soap-/ lotion dispenser
40438, -000, -670, -800

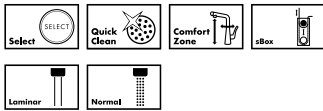
Talis M51



Talis Select M51

Single lever kitchen mixer 300,
pull-out spray, 2jet, sBox
73867, -000, -800

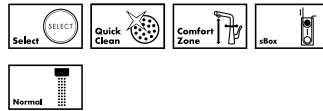
Single lever kitchen mixer 300,
pull-out spray, 2jet
72823, -000, -800



Talis Select M51

Single lever kitchen mixer 300,
pull-out spout, 1jet, sBox
73853, -000, -800

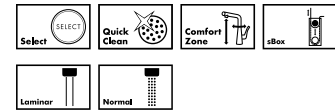
Single lever kitchen mixer 300,
pull-out spout, 1jet
72821, -000, -800



Talis Select M51

Single lever kitchen mixer 220,
pull-out spray, 2jet, sBox
73868, -000, -800

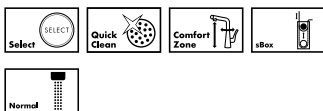
Single lever kitchen mixer 220,
pull-out spray, 2jet
72824, -000, -800



Talis Select M51


Single lever kitchen mixer 220,
pull-out spout, 1jet, sBox
73852, -000, -800

Single lever kitchen mixer 220,
pull-out spout, 1jet
72822, -000, -800



Talis Select M51

Single lever kitchen mixer 300, 1jet
72820, -000, -800

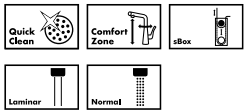




Talis M51

Single lever kitchen mixer 200,
pull-out spray, 2jet, sBox
73851, -000, -800

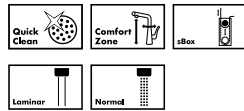
Single lever kitchen mixer 200,
pull-out spray, 2jet
72813, -000, -800



Talis M51

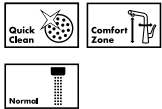
Single lever kitchen mixer 160,
pull-out spray, 2jet, sBox
73850, -000, -800

Single lever kitchen mixer 160,
pull-out spray, 2jet
72815, -000, -800



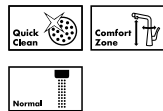
Talis M51

Single lever kitchen mixer 260, 1jet
72810, -000, -800



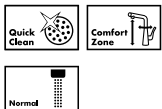
Talis M51

Single lever kitchen mixer 260, LowPressure/
vented hot water cylinders, 1jet
72812, -000



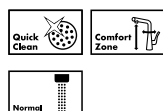
Talis M51

Single lever kitchen mixer 220, 1jet
72814, -000, -800



Talis M51

Single lever kitchen mixer 220,
with shut-off valve, 1jet
72811, -000



For more products and information
go to hansgrohe.com

Dynamic elegance – **Talis M52.**



The symbiosis between style and function is immediately obvious in the Talis M52 range. These single lever taps, in either chrome or stainless steel, are all-rounders that suit every kitchen. The pull-out spout pivots a full 150 degrees, and some models can be extended by up to 76 cm thanks to the sBox. This gives you the flexibility and room to work in the kitchen that is so needed. Even positioning the tap close to a kitchen window poses no problem – you can pull the entire tap out to open the window and then replace it.




Tiltable taps in front of windows:

Windows that are open inward in front of normal kitchen taps pose a problem. These taps are ideal for installation in that situation, as you can simply move the tap as needed, allowing the window to be opened and closed with ease.



Design
The elegant spout and simple pin handle characterise the design of this range. The grip position is mounted vertically, which makes these taps the ideal solution for anywhere with limited space in front of the wall. The Talis M52 offers the maximum of flexibility: products in this range are also available for open water heaters, as well as with an isolation valve.



MagFit magnetic bracket:

The MagFit feature enables the hose to slide back almost silently and attach itself back in the centre of the tap spout.


Talis M52



Talis M52

Single lever kitchen mixer 220, installation in front of a window, pull-out spray, 2jet, sBox
73863, -000, -800

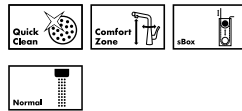
Single lever kitchen mixer 220, installation in front of a window, pull-out spray, 2jet
14877, -000



Talis M52

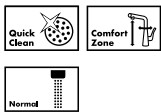
Single lever kitchen mixer 260, installation in front of a window, pull-out spout, 1jet, sBox
73864, -000, -800

Single lever kitchen mixer 260, installation in front of a window, pull-out spout, 1jet
14872, -000



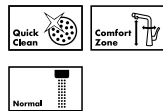
Talis M52

Single lever kitchen mixer 270, 1jet
14870, -000




Talis M52

Single lever kitchen mixer 270, with shut-off valve, 1jet
14875, -000



Kitchen tap finish options

Indicating the surface finish, each Order No. (#) will have 8 digits, e.g. 28500, -000 = chrome



-000
chrome



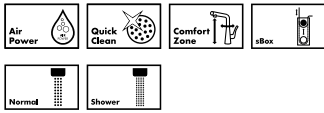
-800
stainless steel finish



Talis M52

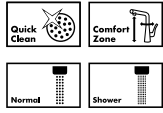
Single lever kitchen mixer 170,
pull-out spray, 2jet, sBox
73860, -000, -800

Single lever kitchen mixer 170,
pull-out spray, 2jet
32841, -000



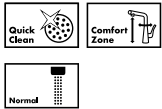
Talis M52

Single lever kitchen mixer 170,
LowPressure/vented hot water cylinders,
pull-out spray, 2jet
32842, -000



Talis M52

Single lever kitchen mixer 170, 1jet
32851, -000



Minimalist lines – **Talis M54.**





Design

Minimalism is found in the details, and in this respect the Talis M54 offers a unique and uncompromising design language. The flat handle accentuates the elongated silhouette of the spout, while the cartridge hugs the base of the tap. Discreetly placed on the inside of the handle is the hot/cold indicator – it is these details that make all the difference.

Talis M54 is available in three different shapes: round arch, L-shape and U-shape. That means they can fit into a variety of different kitchen designs including where there is a kitchen island (round arch), hanging cabinets (L-shape) and classic kitchen units (U-shape).

A perfect black match

The sink and the tap match perfectly, ensuring all components are colour coordinated.



Pull-out hose:

Models are available with or without sBox.



sBox:

With extendible kitchen taps and sink combi units the sBox ensures that the hose can be pulled out and then stowed away safely and easily. The 52 cm tall box fits into all standard base units from 74 cm upwards.

Talis M54



Talis M54

Single lever kitchen mixer 210,
pull-out spray, 2jet, sBox
72801, -000, -670, -800

Single lever kitchen mixer 210,
pull-out spray, 2jet
72800, -000, -670, -800



Talis M54

Single lever kitchen mixer 210, pull-out
spout, 1jet, sBox
72803, -000, -670, -800

Single lever kitchen mixer 210,
pull-out spout, 1jet
72802, -000, -670, -800



Talis M54

Single lever kitchen mixer 220, 1jet
72804, -000, -670, -800

Single lever kitchen mixer 220,
with shut-off valve, 1jet
72805, -000, -670, -800



Talis M54

Single lever kitchen mixer U 220, 1jet
72806, -000, -670, -800

Single lever kitchen mixer U 220,
with shut-off valve, 1jet
72807, -000, -670, -800





Talis M54

Single lever kitchen mixer 270,
pull-out spout, 1jet, sBox
72809, -000, -670, -800

Single lever kitchen mixer 270,
pull-out spout, 1jet
72808, -000, -670, -800



Talis M54


Single lever kitchen mixer 270, 1jet
72840, -000, -670, -800

Single lever kitchen mixer 270,
with shut-off valve, 1jet
72827, -000, -670, -800



Kitchen tap finish options


Indicating the surface finish, each Order No. (#)
will have 8 digits, e.g. 28500, -000 = chrome



-000
chrome



-670
matt black



-800
stainless steel finish

Modern design in motion – **Focus M41.**



The single lever systems of hansgrohe's Focus M41 range are slim and minimalist. The taps are enormously practical, because they can pivot and be pulled out up to 76 cm, giving you the room to move around the kitchen that you need. Plus, due to its shower spray, this product variant will clean food items quickly and efficiently. All this, paired with the reasonable price, means that the range is guaranteed to win you over.

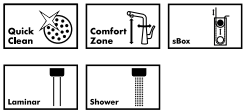
Focus M41



Focus M41

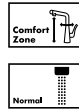
Single lever kitchen mixer 240, pull-out spray, 2jet, sBox # 73880, -000, -800

Single lever kitchen mixer 240, pull-out spray, 2jet # 31815, -000, -670, -800 (not shown)



Focus M41

Single lever kitchen mixer 280, 1jet # 31817, -000, -670, -800



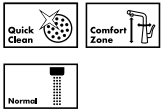
Focus M41

Single lever kitchen mixer, wall-mounted lowspout, 1jet # 31825, -000



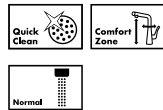
Focus M41

Single lever kitchen mixer 260, 1jet # 31820, -000, -670, -800



Focus M41

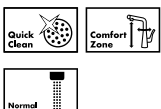
Single lever kitchen mixer 260, LowPressure/vented hot water cylinders, 1jet # 31822, -000



Focus M41

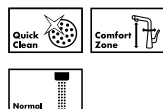
Single lever kitchen mixer 160, 1jet # 31806, -000, -800

Single lever kitchen mixer 160, CoolStart, EcoSmart, 1jet # 31816, -000 (not shown)



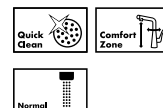
Focus M41

Single lever kitchen mixer E 160, 1jet # 31780, -000



Focus M41

Single lever kitchen mixer E 160, LowPressure/vented hot water cylinders, 1jet # 31784, -000



For more products and information go to hansgrohe.com

A range of options for your comfort – **Focus M42.**

Updating your sink? hansgrohe offers the Focus M42 kitchen mixer tap range so that you have a range of easy options available, each packed with details to ensure your work in the kitchen is easy and comfortable. The range offers different ComfortZone heights, a full pivoting circle of 360 degrees and, in some models, a pull-out tap and faucet. You also have the option to connect it to your boiler. These easy swaps mean that you can make the switch to the highest quality, at a very attractive price.





ComfortZone spout heights:

Find the right height for you and your needs – for example, the high spout is ideal for filling tall vases.



Rotating swivel range:

Almost all M42 products can swivel 360 degrees. This is particularly useful with low kitchen mixer taps when rinsing things at the sink.



A strong team:

M42, with both a pull-out shower spray or single spray, allows you to switch between a soft shower or clear laminar spray with the press of a button. You can give yourself even more room by choosing a model with an integrated sBox.

Focus M42



Focus M42

Single lever kitchen mixer 220,
pull-out spray, 2jet, sBox
71820, -000, -800

Single lever kitchen mixer 220,
pull-out spray, 2jet
71800, -000, -800



Focus M42

Single lever kitchen mixer 180,
pull-out spray, 2jet, sBox
71821, -000, -800

Single lever kitchen mixer 180,
pull-out spray, 2jet
71801, -000, -800



Focus M42

Single lever kitchen mixer 220, 1jet
71802, -000, -800



Focus M42

Single lever kitchen mixer 220,
with shut-off valve, 1jet
71803, -000

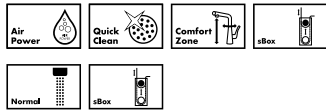




Focus M42

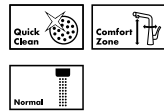
Single lever kitchen mixer 150, pull-out spout, 1jet, sBox # 71829, -000, -800

Single lever kitchen mixer 150, pull-out spout, 1jet # 71814, -000, -800



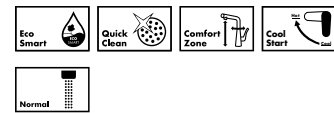
Focus M42

Single lever kitchen mixer 100, 1jet # 71808, -000, -800



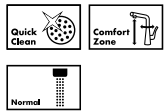
Focus M42

Single lever kitchen mixer 100, CoolStart, EcoSmart, 1jet # 71809, -000




Focus M42

Single lever kitchen mixer 120, 1jet # 71806, -000, -800



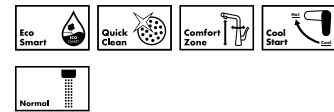
Focus M42

Single lever kitchen mixer 120, LowPressure/vented hot water cylinders, 1jet # 71804, -000



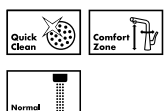
Focus M42

Single lever kitchen mixer 120, CoolStart, EcoSmart, 1jet # 71805, -000



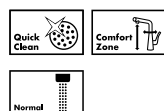
Focus M42

Single lever kitchen mixer 120, installation in front of a window, 1jet # 71807, -000



Focus M42

Single lever kitchen mixer 180, with shut-off valve, 1jet # 71813, -000



For more products and information go to hansgrohe.com

Top quality at an attractive price – **Logis M31.**



The Logis M31 range offers both comfort and ease of use. hansgrohe uses high quality materials to produce a high quality product at an attractive price. Featuring a range of different versions, you can choose the perfect one for you.

Logis M31



Logis M31
Single lever kitchen mixer 260, 1jet
71835, -000



Logis M31
2-handle kitchen mixer 220, 1jet
71280, -000



Logis M31
Single lever kitchen mixer 160, 1jet
71832, -000



Single lever kitchen mixer 160, CoolStart,
EcoSmart, 1jet (not shown)
71839, -000



Logis M31
Single lever kitchen mixer 160, installation
in front of a window, 1jet
71833, -000



Logis M31
Single lever kitchen mixer 220,
device shut-off valve, 1jet
71834, -000



Logis M31
Single lever kitchen mixer, wall-mounted
lowspout, 1jet
71836, -000



Logis M31
Single lever kitchen mixer 120, 1jet
71830, -000



Logis M31
Single lever kitchen mixer 120,
LowPressure/vented hot water cylinders,
1jet
71831, -000



Logis M31
Single lever kitchen mixer 120, CoolStart,
EcoSmart, 1jet
71837, -000



For more products and information go to [hansgrohe.com](https://www.hansgrohe.com)

Classic design, modern execution – **Logis M32.**



Logis M32 has classic cross handles that feel natural in the hand. The wide range available suits all modern sinks, regardless of their form or size. Whether you require a single lever or a two-handle faucet, this range offers something to suit your needs.

Logis M32



Logis M32
2-handle kitchen mixer 220, 1jet
71285, -000



Logis M32
2-handle kitchen mixer, wall-mounted,
highspout, 1jet
71286, -000



Logis M32
2-handle kitchen mixer, wall-mounted
lowspout, 1jet
71287, -000







SINK COMBI UNITS

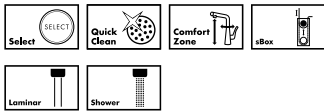
Perfect interaction for more comfort in the kitchen – **stainless steel C71.**

The C71 sink combi unit, made of top-grade materials, provides a long lasting and innovative all-in-one solution. Compared to other sinks, it offers one big advantage: all components are provided in one complete package. This makes planning much easier, because the combination includes a sink, kitchen mixer, sBox and all other necessary parts. Plus, it simplifies the ordering and installation process, because the sink combination is delivered ready to install with all required fittings and can be immediately integrated into the countertop.

Stainless steel C71



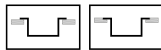
C71
C71-F450-06 Sink combi 450
43201, -000, -800



Base cabinet

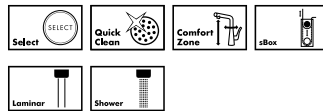
60 cm

Installation type



C71
C71-F450-07 Sink combi 450 with drainboard left
43205, -000, -800

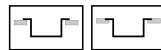
C71-F450-12 Sink combi 450
with drainboard right
43230, -000, -800 (not shown)



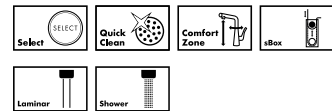
Base cabinet

60 cm

Installation type



C71
C71-F660-08 Sink combi 660
43202, -000, -800



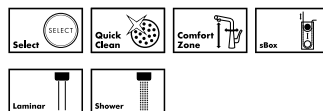
Base cabinet

80 cm

Installation type



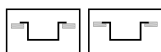
C71
C71-F655-09 Sink combi 180/450
43206, -000, -800



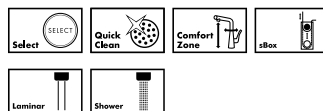
Base cabinet

80 cm

Installation type



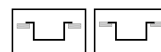
C71
C71-F765-10 Sink combi 370/370
43203, -000, -800



Base cabinet

90 cm

Installation type









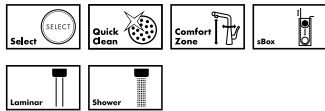
A perfect combination – **SilicaTec C51.**

Our designs are award winning, including the compact sink combi unit in graphite black, which won the renowned iF Design Award 2018. Using a tactile and natural feeling material, the smooth, pore-free surface prevents water from penetrating and dirt from sticking. Our new combi sink units combine a kitchen sink and tap with a new type of operating concept, to make working at the sink quicker and easier. The taps offer two operating variants. All the components fit together, coming as a package and with all the accessories supplied. This offers total ease and reliability when it comes to both planning and installation.

SilicaTec C51



C51
C51-F450-06 Sink combi 450
43217 -000



Base cabinet

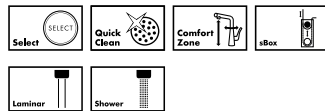
60 cm

Installation type



C51
C51-F450-08 Sink combi 450
with drainboard left
43219, -000

C51-F450-12 Sink combi 450
with drainboard right
43228, -000 (not shown)



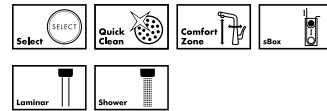
Base cabinet

60 cm

Installation type



C51
C51-F660-07 Sink combi 660
43218 -000



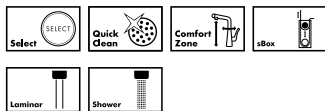
Base cabinet

80 cm

Installation type



C51
C51-F635-09 Sink combi 180/450
43220, -000



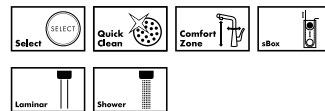
Base cabinet

80 cm

Installation type



C51
C51-F770-10 Sink combi 370/370
43221 -000



Base cabinet

90 cm

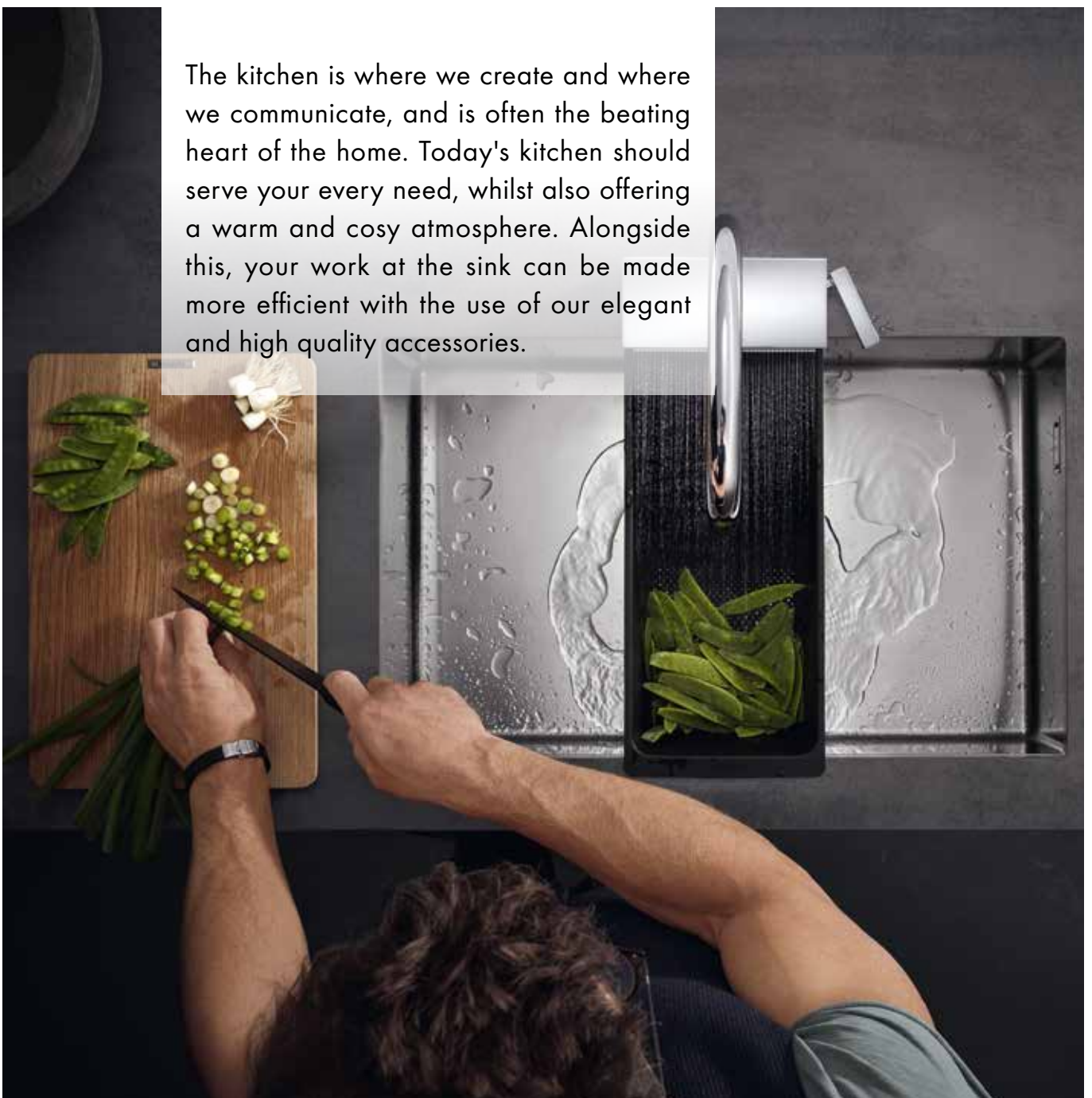
Installation type





Accessories and cleaning.

The kitchen is where we create and where we communicate, and is often the beating heart of the home. Today's kitchen should serve your every need, whilst also offering a warm and cosy atmosphere. Alongside this, your work at the sink can be made more efficient with the use of our elegant and high quality accessories.



ADDITIONAL ACCESSORIES

Multifunctional strainer

Multitasking in the kitchen is made easier thanks to the multifunctional strainer, designed to move smoothly along the S51 and S71 sinks and those with a depth of 400-406 mm. The use with undermounted sinks requires individual assessment as it depends on the installation.



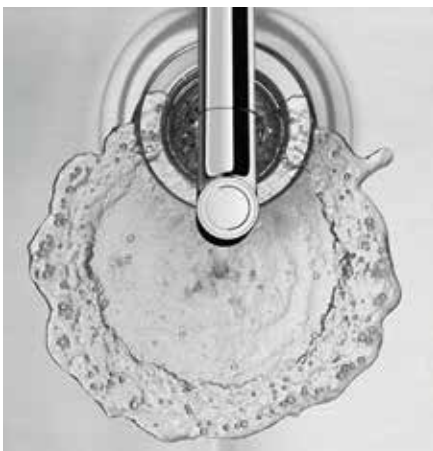
Chopping board:

The solid oak or walnut chopping board features a guide edge that allows you to slide it along hansgrohe sinks.



Dishwashing liquid/lotion dispenser:

This practical dispenser is available in three different designs and two different finishes, ensuring it coordinates perfectly with any hansgrohe kitchen tap.



SoftStart spray shaper:

The slow-opening aerator in the SoftStart jet shaper causes a gradual increase in water volume for a smoother start to water flow. This reduces splashing, especially for kitchen taps with a high spout.



Mobile draining board:

Thanks to its grooves, the mobile draining board drains water quickly and efficiently towards the sink. It offers hygienic safety when handling food and is dishwasher safe. After use, dishcloths and tea towels can be hung on the plastic frame to dry, allowing them to drip directly into the sink.



Cleaning:

The cleaning and care spray for stainless steel offers protection against dirt, staining and limescale deposits. Similarly, the cleaning set for SilcaTec sinks consists of limescale remover, waterproofing and eraser sponge for hygienic cleanliness and a superior shine.

Accessories



A71 Soap-/ lotion dispenser
40468, -000, -670, -800




A51 Soap-/ lotion dispenser
40448, -000, -670, -800



A41 Soap-/ lotion dispenser
40438, -000, -670, -800



Kitchen-device shut-off valve
10823, -000, -670, -800



F13 spray former SoftStart
M24x1 chrome
92517, -000, -800



A10 drain cover
40952, -800



F15 Cutting board walnut
40960000



F16 Cutting board oak
40961000



A11 turning handle
for eccentric operation
40953, -670, -800



F14 Multifunctional strainer
40963000



F17 Mobile drainboard
40962800



F12 compensating element for sBox
43333000

F18 Cleaning and care
spray stainless steel
250 ml
40964000



F20 Cleaning and care set
SilicaTec
40965000



F10 Clamping element set
16 pieces for countertop
thickness 1-3.5 cm
40950000

F19 Cleaning and care
spray stainless steel 30 ml
40966000



F11 Clamping element set
16 pieces for countertop thickness
3-5.5 cm
40951000

Technologies



Regulates the water flow with a simple push: an enjoyable way to start and finish any task.



Defines the height, side clearance and – with the pull-out function – the length of the space around the mixer.



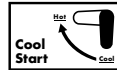
Limescale deposits are easily wiped away by rubbing a finger over the flexible silicone slats.



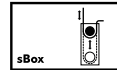
Reduces the flow rate to save water and energy for long-lasting pleasure.



Enriches the water with a generous quantity of air for a refreshingly reliable splash-free spray.



Cold water starts to flow when it is opened in the basic setting. You consume hot water only when you need it.



The hose extends quietly and smoothly from the base cabinet by up to 76 cm.

Spray types



Fuller, lighter and softer droplets from an aerated spray, thanks to AirPower technology.



Crystal clear and economical, without added air. Ideal for quickly filling large containers, and preventing splashing.

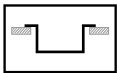


Economical and cleansing. Also perfect for fast spraying at the sink.



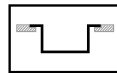
The soft, flat spray is splash-free, making it highly efficient at saving water.

Sink installation options



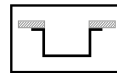
Surface-mounted:

The sink is inserted from above into a hole cut in the worktop.



Flush-fit:

The sink is fitted flush to the worktop, providing the seamless transition between sink and worktop that is only possible with stainless steel sinks.



Under-mounted:


The sink is lowered into the worktop, making the kitchen appear more spacious.

Sinks finish options


Indicating the surface finish, each Order No. (#) will have 8 digits, e.g. 28500, -290 = stone grey




-170 Graphite Black



-290 stone grey




-380 concrete grey



-800 stainless steel

Kitchen tap finish options

Indicating the surface finish, each Order No. (#) will have 8 digits, e.g. 28500, -000 = chrome




-000 chrome



-340 brushed black chrome



-670 matt black



-800 stainless steel finish

Discover more online: Sign up to stay up to date

Want to know more? Register for updates
and we will keep you informed about new
products and other hansgrohe news.

[hansgrohe.com/register](https://www.hansgrohe.com/register)



Simply scan the code
to register.



This booklet contains only a selection of our products. Our full range
can be found at **[hansgrohe.com](https://www.hansgrohe.com)**



Find hansgrohe online and on social media.

Headquarters – Hansgrohe SE · Postbox 1145 · D-77757 Schiltach
Tel. +49 78 36 51-0 · Fax +49 78 36 51-13 00 · info@hansgrohe.com · www.hansgrohe-int.com

Australia – Hansgrohe Pty Ltd · Level 1 · 123 Camberwell Rd · East Hawthorn · Victoria 3123
Tel. +61 3 9811 9971 · info@hansgrohe.com.au · www.hansgrohe.com.au

Estonia – Hansgrohe Eesti · Mäealuse 2/1 · 12618 Tallinn · Tel. +372 6826829
info@hansgrohe.ee · www.hansgrohe.ee · pro.hansgrohe-int.com

Latvia – Hansgrohe Latvia · Raiņa iela 14 · LV-3913 Iecava · Tel. +371 2 9229029 · info@hansgrohe.lv · www.hansgrohe.lv · pro.hansgrohe-int.com

Lithuania – Hansgrohe Lietuva · Ulonų 5 · LT-08240 Vilnius · Tel. +370 5 2043291 · info@hansgrohe.lt · www.hansgrohe.lt · pro.hansgrohe-int.com

Middle East – Hansgrohe SE DMCC Branch · Swiss Tower, Cluster Y, Jumeirah Lakes Towers · Office 1904 ·
PO Box 34216, Dubai, United Arab Emirates · Tel. +971 4 4480-200 · Fax +971 4 4480-299
me.support@hansgrohe.com · www.hansgrohe-middleeast.com

United Kingdom – Hansgrohe · unit D1 and D2 · Sandown Park Trading Estate · Royal Mills · Esher · Surrey · KT10 8BL
Tel. +44 1372 472001 · Fax +44 1372 470670 · enquiries@hansgrohe.co.uk · www.hansgrohe.co.uk

