

LEVEL

The beauty of large surface materials meets high-level technical performance.

La bellezza della materia nelle grandi superfici si fonde con prestazioni tecniche di altissimo livello.

Emilceramica, synonymous worldwide with Italian ceramic excellence, has drawn on over a decade of experience to create Level, a collection of large 160x320 cm slabs, available in various thicknesses. Ideal for creating furnishings and continuous surfaces, Level combines unparalleled aesthetic qualities with advantages such as durability, hygiene and practicality.

Dall'esperienza ultradecennale di Emilceramica, sinonimo di ceramica italiana d'eccellenza in tutto il mondo, nasce Level: una linea di grandi lastre nel formato 160x320 cm, disponibili in diversi spessori. Ideale per la creazione di oggetti d'arredo e superfici continue, Level combina una ricercatezza estetica unica con vantaggi quali resistenza, igiene e praticità.



Intended uses Destinazioni d'uso

A project that delivers the greatest modularity and versatility to express the full potential of those who aspire, day after day, to transform material into attractive design.

Un progetto all'insegna della massima modularità e versatilità per valorizzare tutto il potenziale di chi, giorno dopo giorno, ambisce a trasformare la materia in pregevole design.

1
tops and backsplashes
for kitchens and bathrooms
top e backsplash per
cucine e bagni

2
worktops
piani lavoro

3
tables
tavoli

4
doors
ante


5
floor and walls
pavimenti e rivestimenti



Labradorite Full Lappato 162x324 12mm



Labradorite Full Lappato 162x32½ 12mm



Labradorite Full Lappato 162x32½ 12mm



Infinita Stone Brushed 162x324 12mm





Infinito Stone Brushed 162x324 12mm



Infinito Stone Brushed 162x324 12mm



Sassi di Matera Naturale R9 162x324 12mm



Sassi di Matera Naturale R9 162x324 12mm





Golden Ambra Full Lappato 162x324 12mm




Golden Ambra Full Lappato 162x324 12mm



Golden Ambra Full Lappato 162x324 12mm


Marble Look



Stone Look



Concrete Look



Solid Color



Wood Color



Inspirations Ispirazioni

5 inspirations marble, cement, stone, solid color and wood for a wide range of available stylistic variants: Level guarantees the highest degree of freedom of expression and is the ideal medium for architectural design in step with the latest, most innovative trends. It enables the conception and creation of furnishing and design solutions with a high aesthetic and technical value to satisfy the most varied and demanding taste.

5 ispirazioni - marmi, cementi, pietre, tinte unite e legno - per una vasta gamma di varianti stilistiche disponibili: Level assicura il massimo grado di libertà espressiva ed è al completo servizio di una progettazione al passo con le tendenze più attuali e innovative. La materia prima ideale per creare soluzioni di arredo e design dall'altissimo valore estetico e tecnico, in grado di soddisfare le sensibilità e i gusti più svariati ed esigenti.



Added depth Più spessore

A new option for shaping matter with even greater substance and versatility. With the introduction of the 20 mm thickness for 162x324 slabs, available

Una nuova opzione per dare ancora più consistenza e versatilità alla lavorazione della materia. Con l'introduzione dello spessore 20 mm per le lastre 162x324.

Style without borders Stile senza confini


Slabs in two sizes a rectified 160x320 size with 6.5mm thickness and an unrectified 162x324 size with 12mm and 20mm thickness - enable the creation of tops and backsplashes for kitchens and bathrooms, worktops, tables, doors.


Lastre nei formati 160x320 cm, spessore 6,5mm rettificato, e 162x324, spessore 12mm e 20mm non rettificato, per costruire oggetti come top e backsplash per cucine e bagni, piani lavoro, tavoli, ante.

Sizes Dimensioni

160x320
162x324

- 6.5mm rectified | rettificato
- 12mm unrectified | non rettificato
- 20mm unrectified | non rettificato





Surfaces Le superfici

Naturale

A surface that is pleasant to the touch, resembling the inspiration material.
Una superficie gradevole al tatto che ricorda il materiale d'ispirazione.

Bocciardato

Surface with a three dimensional structure typical of flamed stone.
Superficie con struttura tridimensionale tipica delle pietre fiammate.

Brushed

A surface that is soft and velvety to the touch, emphasising the structure of the inspiration material.
Una superficie morbida e vellutata al tatto che risalta la struttura del materiale d'ispirazione.

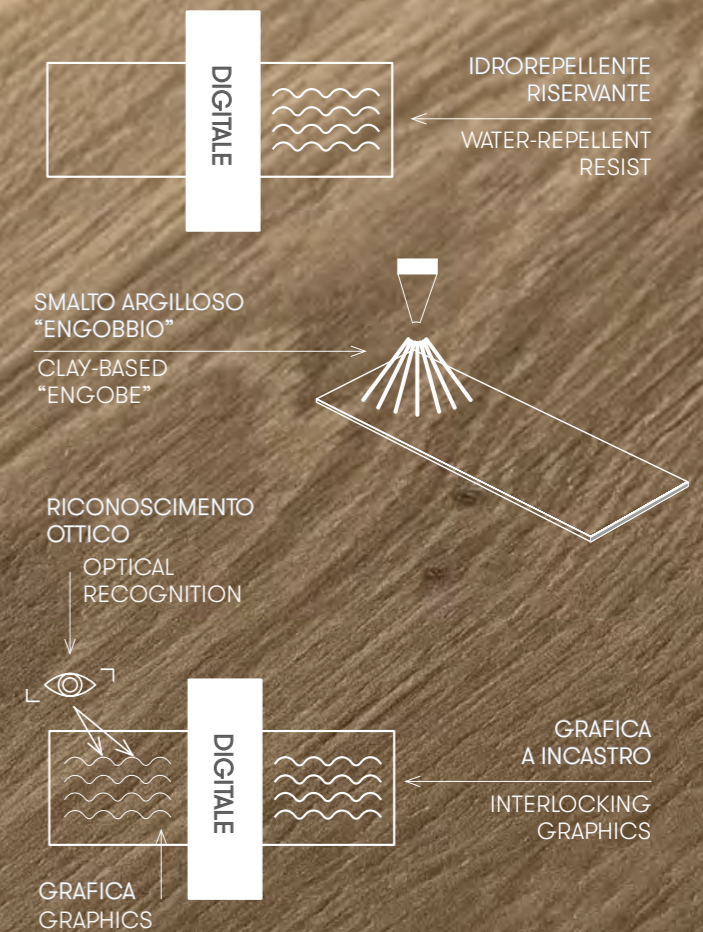
Full Lappato

A perfectly even glossy surface that is smooth to the touch and features a highly reflective effect.
Una superficie lucida perfettamente uniforme, liscia al tatto e con un forte effetto riflettente.

Lappato Matt

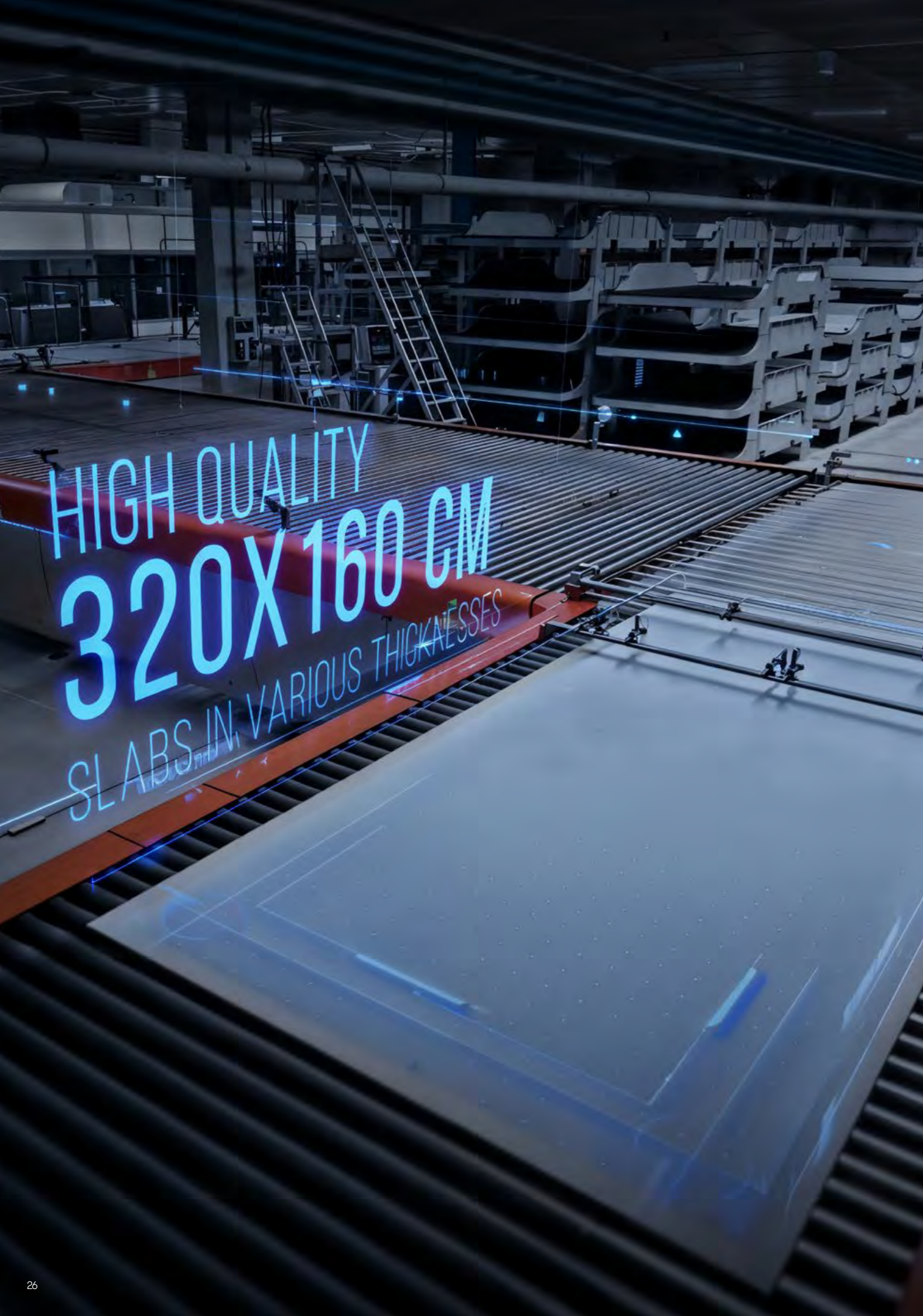
A smooth surface that is soft to the touch. The reflection is natural and less glossy than with honed surfaces.
Una superficie liscia e morbida al tatto. Il riflesso risulta naturale e meno lucido rispetto ai lappati.

DIGI TOUCH



DigiTouch is an innovative digital technology that revolutionises the production of ceramic coverings. This technology comprises three phases, two of which involve digital printing. After the stoneware has been pressed, the DigiTouch process starts with the first digital printing phase. This phase applies a water-repellent resist agent, which creates a graphic texture on the ceramic surface. This second phase is the application of the clay-based glaze known as "engobe", which coats the graphic texture formed by the water-repellent resist agent to constitute the structure of the finished product. The third phase consists of digital printing using barcodes or optical recognition cameras, which identify the structure to enable the colours applied to be matched with it. This technology permits perfect synchronisation of the patterning and structure of the ceramic material, the key to creating large, varied, multi-level graphic patterns with a realistic three-dimensionality and an unprecedented tactile effect.

Digitouch è una tecnologia digitale innovativa che rivoluziona la produzione di ceramica. Questa tecnologia si articola in tre fasi, di cui due coinvolgono la stampa digitale. Dopo la pressatura del gres, inizia la fase di lavorazione Digitouch con la prima stampa digitale. Questa applica un idrorepellente riservante che va a comporre sulla superficie ceramica una texture grafica. Nella seconda fase, si applica lo smalto argilloso chiamato 'engobbio', il quale, ricalcando la texture grafica costituita dall'idrorepellente riservante, determina la struttura del prodotto finito. La terza fase consiste nella stampa digitale, che utilizza barcode o telecamere a riconoscimento ottico che identificano la struttura permettendo così la distribuzione dei colori ad incastro su di essa. Questa tecnologia permette di sincronizzare perfettamente grafica e struttura della ceramica, consentendo la creazione di pattern grafici ampi e variati su più livelli, con una tridimensionalità realistica e un effetto materico senza precedenti.



Absolute quality for
incomparable finishes
Qualità assoluta per
lavorazioni impareggiabili

Meticulous measures and controls throughout the entire production chain ensure that high-quality slabs are produced. From an aesthetic point of view, the selection of the best materials and the colouring of the wet mixtures guarantee that the surfaces have a highly uniform colour; additionally, the very high-resolution images and highly precise polishing processes give the polished versions striking shades and a vibrant shine, making them extremely reflective. From a performance point of view, pressing at maximum levels makes the finished materials extremely compact, while a firing cycle that is much slower than is generally the case reduces the tension of the slabs to a minimum. Consequently, Level unfinished materials boast incomparable levels of ductility, flatness and resistance. They are more suitable than other materials for cuts, incisions and other finishing work to create surfaces, furnishing accessories and other design objects.

Accorgimenti e controlli minuziosi lungo l'intera filiera produttiva assicurano una qualità assoluta delle lastre. Dal punto di vista estetico, la selezione delle migliori materie e la colorazione degli impasti ad umido garantiscono la massima omogeneità cromatica delle superfici; in aggiunta, la definizione delle immagini ad altissima risoluzione e processi di levigatura di altissima precisione contribuiscono a renderle ricche di sfumature, vibranti di luce ed estremamente riflettenti nelle versioni levigate. Dal punto di vista delle prestazioni, la pressatura ai massimi livelli rende i materiali finiti estremamente compatti, e un ciclo di cottura molto più lento di quelli comunemente adottati riduce al minimo il tensionamento delle lastre. È così che i semilavorati Level possono vantare livelli di duttilità, planarità e resistenza impareggiabili, prestandosi molto meglio di altri materiali ai tagli, alle incisioni e alle altre lavorazioni finali per la creazione di superfici, oggetti di arredo e altri complementi di design.

Kitchen evolution Evoluzione in cucina

Level offers a versatile, modular solution for kitchen countertops: multipurpose worktops that transform into hobs thanks to the capability for integration of induction systems. The result is a smooth, uniform surface with a vast choice of materials that combine beauty, performance and technology. A new kitchen lifestyle, enabled by a single surface for preparing, processing and cooking foods in total safety. To get the very best from your day, with no worries. The induction hob is concealed from view but can be easily integrated underneath the stoneware slab, with no cuts required - meaning trouble-free cleaning of the ceramic surface. Hygiene and resistance to heat and chemicals combine with convenient care to make Level the ideal solution for ensuring the highest quality performances and ground-breaking design for every kind of location.

Level offre una soluzione versatile e modulare per i top cucina: piani di lavoro multifunzione che si trasformano in piani cottura, grazie alla possibilità di integrare sistemi ad induzione. Il risultato è una superficie uniforme e lineare, dalla vasta scelta di materiali, che unisce estetica, performance e tecnologia. Un nuovo modo di vivere la cucina: un piano unico dove poter cucinare, lavorare e cuocere i cibi in assoluta sicurezza. Per godersi solo il meglio della giornata, senza preoccupazioni. La zona cottura ad induzione è nascosta alla vista, ma perfettamente integrabile sotto la lastra in gres, senza necessità di tagli: ciò consente una maggiore facilità di pulizia del piano ceramico. L'igiene, la resistenza al calore e agli agenti chimici, oltre alla praticità di manutenzione fanno di Level la soluzione ideale per assicurare le più alte performance qualitative al design d'avanguardia per ogni tipologia d'ambiente.





Certified food safety Sicurezza alimentare certificata

Level* slabs can be used as countertops, tables and worktops in direct contact with food in contexts where compliance with strict hygiene and safety standards is fundamental: restaurants, canteens, bars and commercial applications.

2 certifications guarantee Level's commitment to consumers' safety:

- Certification by the NSF (National Sanitation Foundation), world leader in the certification of products for contact with food, which has certified that LEVEL* slabs in sizes 160x320, thickness 6.5 mm and 162x324, thickness 12/20 mm, are classified as "Food equipment materials".

*The list of certified Level products is available at <https://info.nsf.org/Certified/Food/>

- MOCA (Food Contact Materials) Certification and Declaration of Conformity, guaranteeing that our ceramic products can be used in contact with food

Le lastre Level* possono essere utilizzate come countertop, tavoli, piani lavoro nel contatto diretto con gli alimenti in quei contesti dove è fondamentale rispettare stringenti standard di igiene e sicurezza: ristoranti, mense, bar e applicazioni commerciali.

2 certificazioni a garanzia dell'impegno di Level nei confronti dei consumatori:

- Certificazione NSF (National Sanitation Foundation), leader mondiale della certificazione dei prodotti in ambienti alimentari, che ha certificato le lastre LEVEL* 160x320 in spessore 6,5 mm e 162x324 in spessore 12/20mm come "Materiali per attrezzature alimentari".

*La lista dei prodotti Level certificata disponibile su <https://info.nsf.org/Certified/Food/>

- Certificazione e Dichiarazione di Conformità MOCA (Materiali e Oggetti a contatto con Alimenti), che garantiscono che i nostri prodotti ceramici possono entrare a contatto con alimenti

FR

pag. 2

La beauté de la matière des grandes surfaces s’allie à des performances techniques de très haut niveau.

Forte de plus d’une décennie d’expérience, Emilceramica, synonyme de l’excellence céramique italienne dans le monde entier, crée Level : une collection de grandes dalles au format 160x230 cm, disponibles en plusieurs épaisseurs.

Idéale pour la création d’objets d’ameublement et de surfaces continues, Level offre à la fois une esthétique raffinée hors pair et des avantages en termes de résistance, hygiène et praticité.

pag. 3

pag. 4

pag. 5
Domaines d’application. Un projet maximalisant la modularité et la polyvalence pour exalter le potentiel de tous ceux qui, jour après jour, s’appliquent à transformer la matière en superbe design.

1 toilette et des dossierets dans la cuisine et la salle de bains

2 plans de travail

3 tables

4 portes

5 sols et revêtements

pag. 6

pag. 22/23
Inspirations. 5 inspirations – marbres, bétons, pierre, teinte unie et bois – pour une vaste gamme de variantes stylistiques disponibles : poussant la liberté expressive à son paroxysme, Level s’inscrit pleinement dans un projet architectural en phase avec les tendances les plus actuelles et les plus novatrices. Pour imaginer et réaliser des solutions de décoration d’intérieur d’un très haut niveau esthétique et technique, en mesure de satisfaire la sensibilité et les goûts les plus divers et les plus exigeants.

Plus d’épaisseur. Une nouvelle option pour donner encore plus de consistance et de polyvalence au travail de la matière. Avec l’introduction de l’épaisseur 20 mm pour les dalles 162x324.

Le style sans limites. Dalles en format 160x320 rectifié, en épaisseur 6,5mm, et en format 162x324 non rectifié, en épaisseur 12mm et 20mm, pour réaliser des objets comme des plans de travail/toilette et des dossierets dans la cuisine et la salle de bains, des tables, des portes.

Dimension. 160x320 6,5mm rectifié. 162x324 12mm/20mm non rectifié.

pag. 7

pag. 24
Surfaces. Naturele: Une surface agréable au toucher qui rappelle le matériau d’inspiration. **Bocciardato:** Surface à la structure tridimensionnelle typique des pierres flammées. **Brushed:** Une surface douce et veloutée au toucher qui fait ressortir la structure du matériau d’inspiration. **Full Lappato:** Une surface brillante parfaitement uniforme, lisse au toucher et dotée d’un fort effet réfléchissant. **Lappato Matt:** Une surface lisse et douce au toucher. Son reflet naturel est moins brillant que celui des surfaces rodées.

pag. 25

DIGI TOUCH

Digitouch est une technologie numérique innovante qui révolutionne la production de la céramique. Elle s’articule en trois phases, dont deux concernent l’impression numérique. La phase de traitement par **Digitouch** avec la première impression numérique commence après le pressage du grès. Elle applique un hydrofuge répulsif qui forme une texture graphique sur la surface céramique. Dans la deuxième phase, on applique l’émail d’argile appelé « engobe » qui, en suivant la texture graphique formée par l’hydrofuge répulsif, détermine la structure du produit fini. La troisième étape est l’impression numérique, qui utilise des barres-codes ou des caméras à reconnaissance optique pour identifier la structure, permettant ainsi de distribuer les couleurs en les appariant à cette structure. En synchronisant parfaitement le graphisme et la structure de la céramique, cette technologie permet de créer des motifs graphiques variés de grande taille sur plusieurs niveaux, dotés d’un réalisme tridimensionnel et d’un effet de matière sans précédent.

pag. 26

pag. 27
La qualité absolue pour des réalisations inégalables. Les mesures mises en œuvre et les contrôles minutieux effectués tout au long de la filière de production assurent la qualité absolue des dalles. Sur le plan esthétique, la sélection des meilleures matières et la coloration par voie humide des pâtes garantissent l’homogénéité optimale des couleurs des finitions. Par ailleurs, la définition des images à très haute résolution et les procédures de polissage de la plus haute précision contribuent à leur donner cette richesse de nuances, vibrantes de lumière et infiniment miroitantes dans les versions polies. Sur le plan des performances, le pressage maximal permet d’obtenir des matériaux finis extrêmement compacts. Par ailleurs, un cycle de cuisson beaucoup plus lent que ceux habituellement utilisés réduit au minimum la mise sous tension des dalles. Dès lors, les produits semi-finis Level bénéficient d’un niveau inégalé de ductilité, de planéité et de résistance. Ils se prêtent ainsi beaucoup mieux que d’autres matériaux aux découpes, aux incisions et autres façonnages finaux pour la création de surfaces, d’objets de décoration intérieure et d’accessoires de design.

pag. 28

pag. 28
Evolution dans la cuisine. Level propose une solution polyvalente et modulaire pour les surfaces de la cuisine : des plans de travail multifonctions qui se transforment en tables de cuisson avec l’intégration de systèmes à induction. Le résultat est une surface uniforme et essentielle, disponible dans une grande variété de matériaux, alliant esthétique, performance et technologie. Une façon nouvelle de vivre la cuisine : une surface unique où cuisiner, travailler et cuire les aliments en totale sécurité. Pour ne profiter que du meilleur de la journée, sans préoccupations. La zone de cuisson à induction est dissimulée, mais parfaitement intégrable sous la dalle en grès, sans besoin de découper : la surface céramique est ainsi beaucoup plus facile à nettoyer. L’hygiène, la résistance à la chaleur et aux produits chimiques, la simplicité d’entretien font de Level la solution idéale pour donner les meilleures performances qualité au design d’avant-garde pour chaque type d’application.

pag. 29

pag. 31
Sécurité alimentaire certifiée. Les dalles Level* sont idéales comme plans de travail, tables ou surfaces de cuisine en contact direct avec les denrées alimentaires, dans tous les endroits où il est fondamental d’observer de strictes normes d’hygiène et de sécurité : restaurants, cantines, bars et applications commerciales. Deux certifications garantissent l’engagement de Level envers ses consommateurs :

Certification NSF (National Sanitation Foundation), référence mondiale pour la certification en sécurité alimentaire des produits. Les dalles LEVEL* 160x320 (épaisseur 6,5 mm) et 162x324 (épaisseur 12/20 mm) sont qualifiées de «Food Equipment Materials», soit matériaux pour équipements alimentaires. *La liste des produits Level certifiés est disponible sur https://info.nsf.org/Certified/Food/.

Certification et Déclaration de conformité MOCA (matériaux et objets destinés à entrer en contact avec des denrées alimentaires), garantissant l’aptitude de nos produits céramiques à entrer en contact avec des denrées alimentaires.

DE

Seite 2

Die Schönheit der Materie auf großen Oberflächen vereint sich mit hervorragenden technischen Eigenschaften.

Aus der jahrzehntelangen Erfahrung von Emilceramica, das als Hersteller von italienischer Qualitätskeramik Weltruf genießt, ist Level hervorgegangen: eine Kollektion großformatiger Platten im Format 160x320 cm, die in unterschiedlichen Stärken lieferbar sind. Level ist ideal für die Gestaltung von Einrichtungelementen und fugenarmen Flächen, denn hier kommen zu einer einzigartigen Ästhetik vorteilhafte Eigenschaften wie Robustheit, Hygiene und Alltagsauglichkeit hinzu.

pag. 3

pag. 4

Seite 5
Verwendung. Ein ausgesprochen vielseitig und modular angelegtes Konzept, mit dem sich kreatives Potenzial ausschöpfen lässt, um Materie in hochwertiges Design zu verwandeln.

1 Fliesenspiegeln für Küche und Bad

2 Arbeitsplatten

3 Tischplatten

4 Türen

5 Böden und Beläge

pag. 6

Seite 22/23
Inspirationen. 5 Inspirationen - Marmor, Beton, Stein, Unifarbe und Holz – für ein breites Angebot an Stilvarianten: Level bietet höchste Ausdrucksfreiheit und eignet sich für zeitgemäße Lösungen, die innovative und aktuelle Trends aufgreifen. Raum für Ideen und gestalterische Freiheit bei Einrichtungs- und Designprojekten, ausgezeichnete ästhetische und technische Qualität, um anspruchsvollsten Stilanforderungen unterschiedlicher Art auf hohem Niveau gerecht zu werden.

Besonders starkes. Eine neue Option für noch mehr optische Perfektion und Vielseitigkeit bei der Materialbearbeitung. Mit der Einführung der Stärke 20 mm für die Platten im Format 162x324 stehen zur Wahl.

Grenzenloser Stil. Die großen Platten im Format 160x320 mit der Stärke 6,5mm rektifiziert sowie 162x324 mit der Stärke 12mm und 20mm nicht rektifiziert ermöglichen die Gestaltung von Waschtischen, Arbeitsplatten und Fliesenspiegeln für Küche und Bad, Tischplatten, Türen.

Formate. 160x320 6,5mm rektifiziert. 162x324 12mm/20mm nicht rektifiziert.

pag. 7

pag. 8

Seite 24
Oberflächen. Naturele: Eine Oberfläche mit angenehmer Haptik, die an die Materialvorlage erinnert. **Bocciardato:** Oberflächen mit für geflammte Steine typischer 3D-Struktur. **Brushed:** Eine weiche Oberfläche mit samtiger Haptik, die die Struktur der Materialvorlage betont. **Full Lappato:** Eine glänzende, völlig gleichmäßige Oberfläche, die sich glatt anfühlt und stark reflektiert. **Lappato Matt:** Eine glatte Oberfläche, die sich weich anfühlen. Natürliche, weniger glänzende Ausstrahlung als die geläppte Variante.

pag. 25

DIGI TOUCH

Digitouch ist eine innovative digitale Technologie, die die Keramikproduktion revolutioniert. Diese Technologie artikuliert sich in drei Phasen, von denen zwei den Digitaldruck einbeziehen. Nach dem Pressen des Feinsteinzeugs beginnt die **Digitouch** Bearbeitungsphase mit dem ersten Digitaldruck. Dabei wird eine wasserabweisende Reservage aufgetragen, die eine grafische Textur auf der keramischen Oberfläche bildet. In der zweiten Phase erfolgt der Auftrag der Tonglasur mit der Bezeichnung „Engobe“, die mittels Überlagerung der grafischen, durch die wasserabweisende Reservage gebildeten Textur das Relief des fertigen Produkts bestimmt. Die dritte Phase umfasst den Digitaldruck unter Verwendung von Barcodes oder Kameras zur optischen Erfassung und Identifizierung des Reliefs, um somit eine ineinander greifende Verteilung der Farben auf diesem zu ermöglichen. Diese Technologie erlaubt eine perfekte Abstimmung zwischen Grafik und Relief der Keramik und dadurch die Erstellung von umfassenden und auf mehreren Ebenen variierten grafischen Mustern, die den dreidimensionalen Eindruck realistisch wiedergeben und eine beispiellose strukturierte Optik vermitteln.

pag. 26

Seite 27
Absolute Qualität für Unvergleichliche Bearbeitungen. Wirksame Maßnahmen und akribische Kontrollen in der gesamten Produktionskette stellen die absolute Qualität der Platten sicher. In ästhetischer Hinsicht gewährleistet die Auswahl bester Rohstoffe und die Färbung der Massen in nassem Zustand maximale farbliche Homogenität der Oberflächen; außerdem sorgen die hochauflösenden Bilder und die hochpräzisen Schleifverfahren für eine große Vielfalt an leuchtenden Farbnuancen, die in den polierten Ausführungen eine extrem reflektierende Optik besitzen. Der maximierte Pressvorgang macht das Material extrem kompakt und der im Vergleich zu den üblicherweise angewendeten Brennverfahren sehr viel langsamere Brennzyklus reduziert die Spannung der Platten auf ein Minimum. Aus diesem Grund besitzen die Halbfertigprodukte Level einen unvergleichlich hohen Grad an Verarbeitungsflexibilität, Ebenheit und Robustheit, so dass sie weitaus besser als andere Materialien für das Schneiden, Gravieren und andere Endbearbeitungen und damit zur Fertigung von Oberflächen, Einrichtungelementen und anderen Designaccessoires geeignet sind.

pag. 28

Seite 28
Evolution in der Küche. Level bietet vielseitige und modulare Lösungen für Küchenarbeitsplatten: multifunktionale Arbeitsflächen, die dank der Möglichkeit der Integration von Induktionskochfeldern in Kochflächen umgewandelt werden können. Das Ergebnis ist eine gleichmäßige und lineare Oberfläche aus einer großen Auswahl von Materialien, welche Ästhetik, Performance und Technologie in sich vereint. Es ist ein neues Küchenerlebnis: eine einzige durchgehende Fläche, auf der die Speisen absolut sicher zubereitet, verarbeitet und schließlich gekocht werden können. Um die beste Zeit des Tages sorglos zu genießen. Die Induktionskochfläche ist verdeckt, d.h. sie befindet sich unter der Platte aus Feinsteinzeug, sie ist aber perfekt integriert, ohne dass dafür Zuschnitte ausgeführt werden mussten: Dadurch lässt sich die Keramikplatte auch besonders leicht reinigen. Level ist aufgrund der Hygiene, der Wärme- und Chemikalienbeständigkeit sowie der Pflegeleichtigkeit die ideale Lösung, um in jedem Ambiente höchste Qualität in Verbindung mit modernstem Design sicherzustellen.

pag. 29

Seite 31
Zertifizierte Lebensmittelsicherheit. ie großformatigen Platten Level* können als Küchenarbeitsplatten, für Tische und als Arbeitsplatten mit direktem Lebensmittelkontakt überall dort eingesetzt werden, wo die Einhaltung strenger Hygiene- und Sicherheitsstandards unabdingbar ist: Restaurants, Kantinen, Cafés und Verkaufsflächen. 2 Zertifizierungen garantieren die Verpflichtung von Level gegenüber den Verbrauchern: **Die Zertifizierung NSF (National Sanitation Foundation)**, die bezüglich der Zertifizierung von Produkten im Bereich der Lebensmittelsicherheit weltweit führend ist, hat den entsprechenden Nachweis bezüglich der großformatigen Platten LEVEL* 160x320 mit 6,5 mm Stärke und 162x324 mit 12/20 mm Stärke geführt und diese als „Werkstoffe für Anlagen der Lebensmittelindustrie“ eingestuft. *Die Liste der zertifizierten Produkte Level finden Sie auf der Website https://info.nsf.org/Certified/Food/.

Die Zertifizierung und Konformitätserklärung MOCA (Lebensmittelkontaktmaterialien und -Gegenstände) garantiert, dass unsere Keramikerzeugnisse mit Lebensmitteln in Berührung kommen dürfen.

ES

pag. 2

En las grandes superficies la belleza de la materia se aúna con prestaciones técnicas de muy alto nivel.

Fruto de decenios de experiencia de Emilceramica, sinónimo de excelencia cerámica italiana en todo el mundo, nace Level, una colección de placas grandes de 160 x 320 cm, disponibles en varios grosores. Ideal para crear objetos de decoración y superficies continuas, Level combina un refinamiento estético único con ventajas como la resistencia, la higiene y la practicidad.

pag. 5

Usos previstos. Un proyecto basado en la máxima modularidad y versatilidad para valorizar todo el potencial de quien, día tras día, pretende transformar la materia en diseño de calidad.

1 encimeras y salpicaderos para cocinas y baños

2 superficies de trabajo

3 mesas

4 hojas

5 pisos y revestimientos

pag. 22/23

Inspiraciones. 5 fuentes de inspiración —mármol, cemento, piedra, monocolor y madera— para una amplia gama de variantes de estilo disponibles: Level asegura el máximo grado de libertad expresiva y está por entero al servicio de una proyección acorde con las tendencias más actuales e innovadoras. Para imaginar y realizar soluciones de decoración y diseño con un altísimo valor técnico y estético, capaz de satisfacer la sensibilidad y los gustos más diversos y exigentes.

Mayor calibre. Una nueva opción para darle aún más consistencia y versatilidad a la elaboración de la materia, con la introducción del grosor de 20 mm en las placas de 162x324.

Estilo sin fronteras. Las placas en el formato de 160x320, de 6,5mm de grosor rectificado, y en el formato de 162x324, de 12mm y 20mm no rectificado, permiten realizar objetos tales como encimeras y salpicaderos para cocinas y baños, superficies de trabajo, mesas, hojas.

Formatos. 160x320 6.5mm rectificado. 162x324 12mm/20mm no rectificado.

pag. 24

Superficies. Naturale: Una superficie agradable al tacto que recuerda el material de inspiración. **Bocciardato:** Superficie con estructura tridimensional típica de las piedras flameadas. **Brushed:** Una superficie suave y sedosa al tacto que resalta la estructura del material de inspiración. **Full Lappato:** Una superficie brillante perfectamente uniforme, lisa al tacto y con un fuerte efecto reflectante. **Lappato Matt:** Una superficie lisa y suave al tacto. El reflejo resulta natural y menos brillante que el de las superficies esmeriladas.

pag. 25

DIGI
TOUCH

Digitouch es una tecnología digital innovadora que revoluciona la producción de cerámica. Esta tecnología se articula en tres fases, dos de los cuales se valen de la impresión digital. Después del prensado del gres, empieza la fase de elaboración **Digitouch** con la primera impresión digital. Esta aplica un reservante hidrófugo que forma una textura gráfica sobre la superficie cerámica. En la segunda fase se aplica el esmalte arcilloso denominado “engobe”, que, calcando la textura gráfica constituida por el reservante hidrófugo, conforma la estructura del producto terminado. La tercera fase consiste en la impresión digital; esta utiliza códigos de barras o cámaras de vídeo de reconocimiento óptico que identifican la estructura permitiendo de este modo la distribución de los colores por encaje en la misma. Esta tecnología permite sincronizar perfectamente el grafismo y la estructura cerámica, haciendo posible la creación de patrones gráficos amplios y variados a varios niveles, con una tridimensionalidad realista y un efecto matérico sin precedentes.

pag. 27

Calidad total para realizar mecanizados inmejorables. Mediante la adopción de medidas, soluciones y controles minuciosos en toda la cadena de producción, se garantiza la calidad total de las placas. Desde el punto de vista estético, la selección de las mejores materias primas y la coloración de la masa en húmedo garantizan la máxima homogeneidad cromática de las superficies. Además, la definición de las imágenes de altísima resolución y los procesos de pulido de altísima precisión contribuyen a enriquecerlas con numerosos matices y a volverlas muy luminosas y altamente reflectantes en las versiones pulidas. Desde el punto de vista de las prestaciones, el prensado al máximo nivel hace que los materiales acabados sean extremadamente compactos, mientras que el ciclo de cocción mucho más lento de lo habitual reduce al mínimo las tensiones en las placas. Estas son las razones por las que los semielaborados Level ofrecen niveles de ductilidad, planeidad y resistencia inigualables y, por tanto, son mucho más idóneos que otros materiales para el corte, la incisión y otros mecanizados finales para crear superficies, objetos de decoración y otros complementos de diseño.

pag. 28

Evolución en la cocina. Level ofrece una solución versátil y modular para las encimeras de cocina: superficies de trabajo multifunción que se transforman en placas de cocina gracias a la posibilidad de integrar sistemas de inducción. El resultado es una superficie uniforme y lineal, con una amplia selección de materiales, que conjuga estética, rendimiento y tecnología. Una nueva forma de vivir la cocina: una encimera única en la que se puede cocinar, trabajar y cocinar alimentos con total seguridad, para disfrutar exclusivamente de lo mejor del día, sin preocupaciones. La zona de cocción mediante inducción permanece oculta a la vista, pero se integra perfectamente debajo de la placa de gres, sin necesidad de realizar cortes: esto facilita la limpieza de la encimera de cerámica. La higiene y la resistencia al calor y a los productos químicos, unidas a la practicidad de mantenimiento, hacen que Level sea la solución ideal para ofrecer las más altas prestaciones de calidad en un diseño de vanguardia para todo tipo de ambientes.

pag. 31

Seguridad alimentaria certificada. Las placas Level* pueden utilizarse como encimeras, mesas y superficies de trabajo en contacto directo con alimentos en aquellos entornos donde es fundamental respetar rigurosas normas de higiene y seguridad, tales como restaurantes, comedores, cafeterías, bares y aplicaciones comerciales. Dos certificaciones garantizan el compromiso de Level con los consumidores: **Certificación de NSF (National Sanitation Foundation)**, líder mundial en la certificación de productos en ámbitos alimentarios, que certifica las placas LEVEL* en formato 160x320 de 6,5 mm de grosor y en formato 162x324 de 12/20 mm de grosor como «Materiales para equipos alimentarios». *La lista de productos de Level certificados se puede consultar en <https://info.nsf.org/Certified/Food/>.

Certificación y declaración de conformidad de MOCA (materiales y objetos en contacto con alimentos), que garantiza que nuestros productos cerámicos pueden entrar en contacto con alimentos.

LEVEL
COLORS

LEVEL
STYLE

MARMI

AGATE AZURE



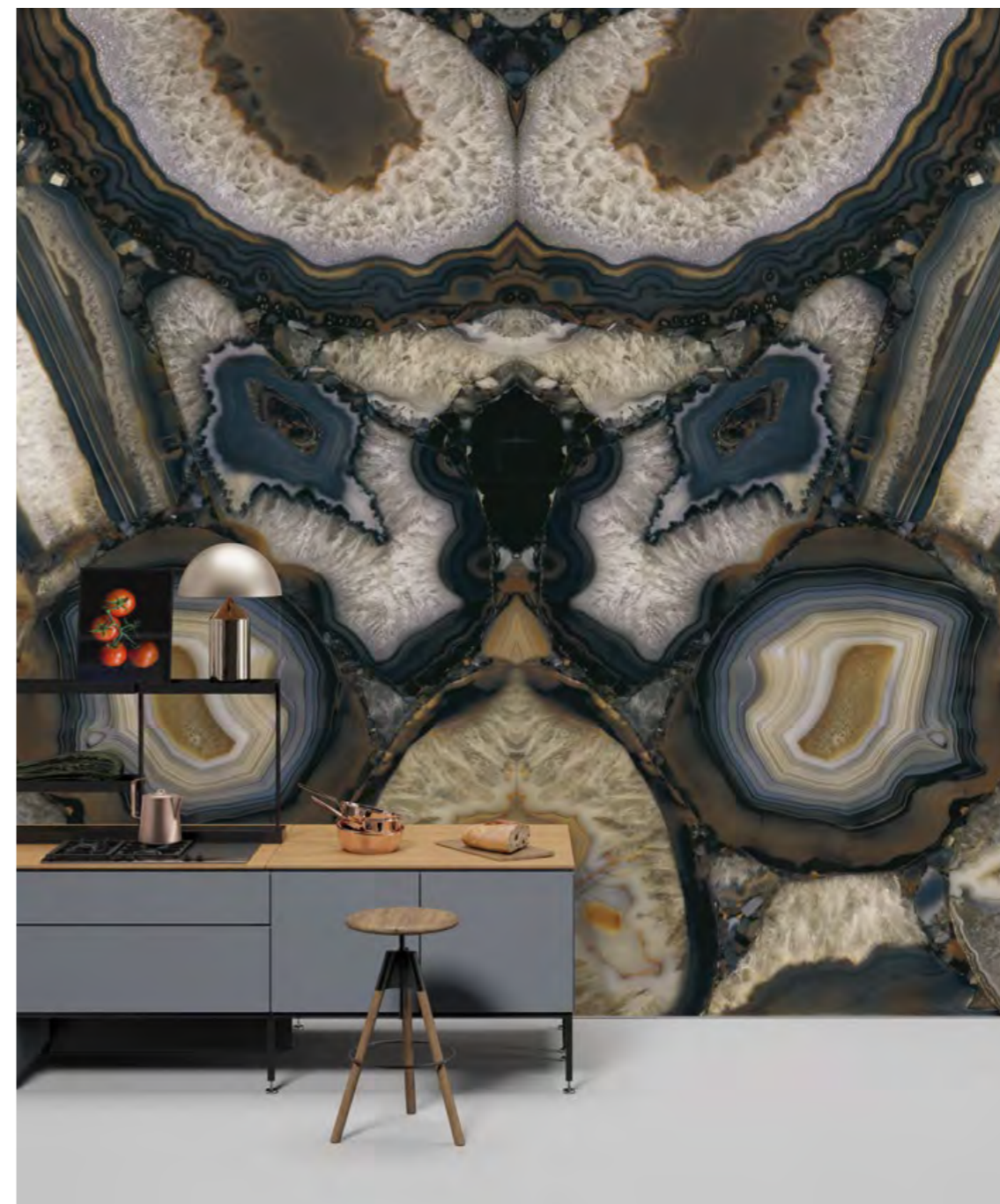


Bookmatch - Agate Azure Full Lappato 162x324 12mm

MARMI

AGATE BLACK






Bookmatch - Agate Black Full Lappato 162x324 12mm

MARMI

AGATE BROWN





Bookmatch - Agate Brown Full Lappato 162x324 12mm

< Agate Brown Full Lappato 162x324 12mm

MARMI

ARABESCATO CORCHIA





Bookmatch - Arabescato Corchia Full Lappato 162x324 12mm

< Arabescato Corchia Full Lappato 162x324 12mm

MARMI

BARDIGLIO MANHATTAN





Bookmatch - Bardiglio Manhattan Full Lappato 162x324 12mm

MARMI

CALACATTA





Bookmatch - Calacatta Naturale R9 162x324 12mm

MARMI

CALACATTA BLACK

HOTEL
morgenrot




Bookmatch - Calacatta Black Naturale R9 162x324 12mm

< Calacatta Black Full Lappato 162x324 12mm

MARMI

CALACATTA FOSSIL





Bookmatch - Calacatta Fossil Full Lappato 162x324 12mm

MARMI

CALACATTA GOLD






Bookmatch - Calacatta Gold Full Lappato 162x324 12mm

MARMI

CALACATTA PAONAZZO






Bookmatch - Calacatta Paonazzo Full Lappato 162x324 12mm

MARMI

CALACATTA PICASSO





Bookmatch - Calacatta Picasso Full Lappato 162x324 12mm

MARMI

CALACATTA RENOIR





Bookmatch - Calacatta Renoir Full Lappato 162x324 12mm

MARMI

CALACATTA VIOLA





Bookmatch - Calacatta Viola Full Lappato 162x324 12mm

< Calacatta Viola Naturale R9 162x324 12mm

MARMI

CALDIA

*the only
exception...*





Bookmatch - Caldía Full Lappato 162x324 12mm



MARMI

CRYSTAL DIAMOND





Crystal Diamond Full Lappato 162x324 12mm

MARMI

GOLDEN AMBRA






Bookmatch - Golden Ambra Full Lappato 162x324 12mm

MARMI

GRANITO BLU ANDE





Bookmatch - Granito Blu Ande Full Lappato 162x324 12mm

MARMI

IMPERIAL BLACK SELECT






Bookmatch - Imperial Black Select Naturale R9 162x324 12mm

MARMI

IRISH GREEN





Bookmatch - Irish Green Full Lappato 162x324 12mm

MARMI

IVORY GIOIELLO





Bookmatch - Ivory Gioiello Full Lappato 162x324 12mm




Ivory Gioiello Full Lappato 162x324 12mm >

MARMI

LABRADORITE






Bookmatch - Labradorite Full Lappato 162x324 12mm

MARMI

LAGUNA BLANCA






Bookmatch - Laguna Blanca Full Lappato 162x324 12mm

MARMI

LUMIX






Bookmatch - Lumix Naturale R9 162x324 12mm

< Lumix Full Lappato 162x324 12mm

MARMI

MACCHIA VECCHIA





Bookmatch - Macchia Vecchia Full Lappato 162x324 12mm

< Macchia Vecchia Full Lappato 162x324 12mm

MARMI

MOON GREY





Bookmatch - Moon Grey Naturale R9 162x324 12mm

< Moon Grey Full Lappato 162x324 12mm

MARMI

ONYX






Bookmatch - Onyx Full Lappato 162x324 12mm

MARMI

ONYX BLACK





Bookmatch - Onyx Black Full Lappato 162x324 12mm

MARMI

ONYX GREEN






Bookmatch - Onyx Green Full Lappato 162x324 12mm

< Onyx Green Full Lappato 162x324 12mm

MARMI

ONYX IVORY





Bookmatch - Onyx Ivory Full Lappato 162x324 12mm

MARMI

ONYX MIELE





Onyx Miele Full Lappato 162x324 12mm




Onyx Miele Full Lappato 162x324 12mm >
152

MARMI

ONYX PERLA





Bookmatch - Onyx Perla Full Lappato 162x324 12mm

MARMI

PANDA






Bookmatch - Panda Full Lappato 162x324 12mm



MARMI

QUARZITE TAJ MAHAL





Bookmatch - Quarzite Taj Mahal Full Lappato 162x324 12mm

MARMI

QUARZO





Bookmatch - Quarzo Naturale R9 162x324 12mm

< Quarzo Full Lappato 162x324 12mm

MARMI

STATUARIO EXTRA





Bookmatch - Statuario Extra Full Lappato 162x324 12mm

MARMI

STATUARIO MICHELANGELO





Bookmatch - Statuario Michelangelo Full Lappato 162x324 12mm

MARMI

STATUARIO REALE





Bookmatch - Statuario Reale Naturale R9 162x324 12mm

MARMI

SUPERWHITE





Bookmatch - Superwhite Naturale R9 162x324 12mm

< Superwhite Full Lappato 162x324 12mm

MARMI

TORTORA TAFU





Tortora Tafu Naturale R9 162x324 12mm

< Tortora Tafu Full Lappato 162x324 12mm

MARMI

WHITE PARADISE





Bookmatch - White Paradise Full Lappato 162x324 12mm

CONCRETE

ASH





Ash Naturale R9 162x324 12mm


CONCRETE

DARK GREY






Dark Grey Naturale R9 162x324 12mm



CONCRETE

JET BLACK





Jet Black Naturale R9 162x324 12mm



CONCRETE

TAUPE





Taupe Naturale R9 162x324 12mm



CONCRETE

WHITE






White Naturale R9 162x324 12mm

STONE

BASALTO






Basalto Naturale R9 162x324 20mm

STONE

BORGOGNA





Borgogna Naturale R9 162x324 12mm

STONE

CANTERA GREY






Cantera Grey Bocciardato R9 162x324 20mm

STONE

CANTERA LIGHT






Cantera Light Naturale R9 162x324 12mm

STONE

GRANITE STONE





Bookmatch - Granite Stone Naturale R9 162x324 12mm


STONE

INFINITA STONE





Bookmatch - Infinita Stone Naturale R9 162x324 12mm



Infinita Stone Brushed 162x324 12mm >

STONE

PIETRA DI VALS





Bookmatch - Pietra di Vals Bocciardato R9 162x324 12mm

STONE

PORTLAND





Bookmatch - Portland Naturale R9 162x324 12mm



STONE

SASSI DI MATERA





Sassi di Matera Naturale R9 162x324 12mm



STONE

SLATE BLACK





Slate Black Naturale R9 162x324 12mm



STONE

SLATE GREY





Slate Grey Naturale R9 162x324 12mm

STONE

SLATE WHITE





Slate White Naturale R9 162x324 12mm

STONE

TRAVERTINO MINIMAL WHITE





Travertino Minimal White Naturale R9 162x324 12mm

STONE

TRAVERTINO ROMANO





Travertino Romano Naturale R9 162x324 12mm

STONE

TRAVERTINO VEIN WHITE





Travertino Vein White Naturale R9 162x324 12mm




TINTA UNITA

BLACK





Black Naturele R9 162x324 12mm



TINTA UNITA

WHITE





White Naturale R9 162x324 12mm

< White Full Lappato 162x324 12mm

WOOD

BLONDE OAK



341
ROOM

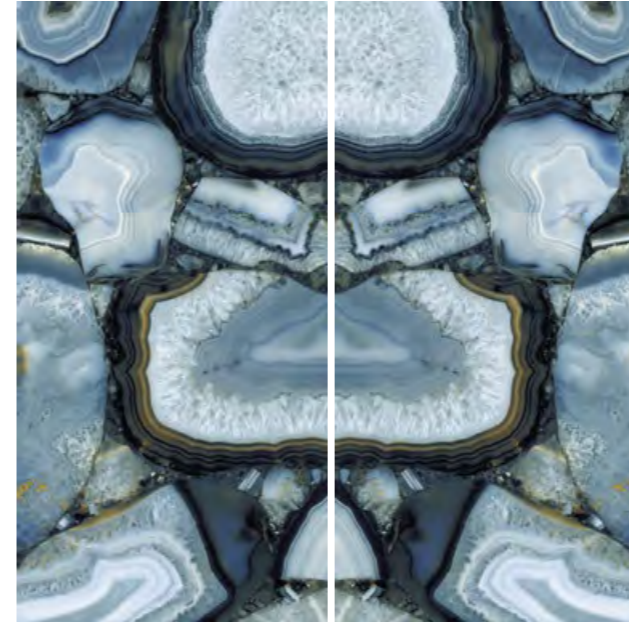


LEVEL

MARMI
12 mm | 6,5 mm

AGATE AZURE

BOOKMATCH




AGATE AZURE A

12MM Non Rettificato
 ELMS 162x324 - 63^{25/32}"x127^{9/16}" Full Lappato
 ELX6 162x324 - 63^{25/32}"x127^{9/16}" Full Lappato - Stuoiato | Mesh-Mounted*

AGATE AZURE B

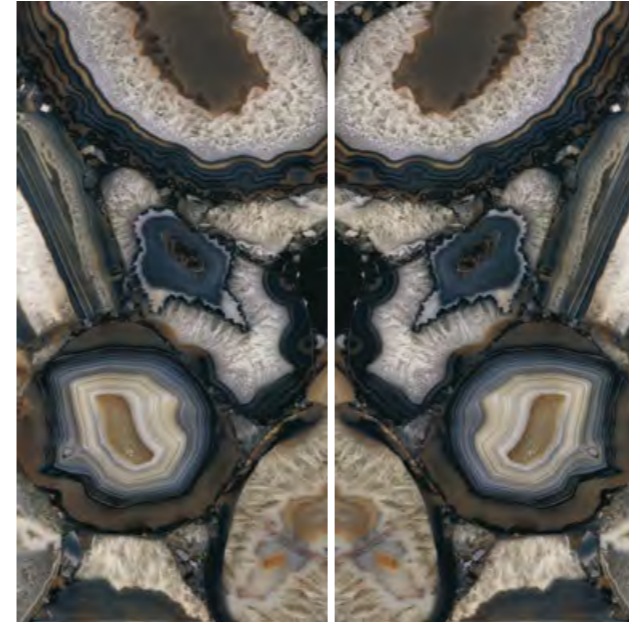
12MM Non Rettificato
 ELN0 162x324 - 63^{25/32}"x127^{9/16}" Full Lappato
 ELX7 162x324 - 63^{25/32}"x127^{9/16}" Full Lappato - Stuoiato | Mesh-Mounted*

* Solo su richiesta | On demand only



AGATE BLACK

BOOKMATCH



AGATE BLACK A

12MM Non Rettificato

ELMQ 162x324 - 63^{25/32} x127^{9/16} Full Lappato

ELX2 162x324 - 63^{25/32} x127^{9/16} Full Lappato - Stuoiato | Mesh-Mounted*


AGATE BLACK B

12MM Non Rettificato

ELMY 162x324 - 63^{25/32} x127^{9/16} Full Lappato

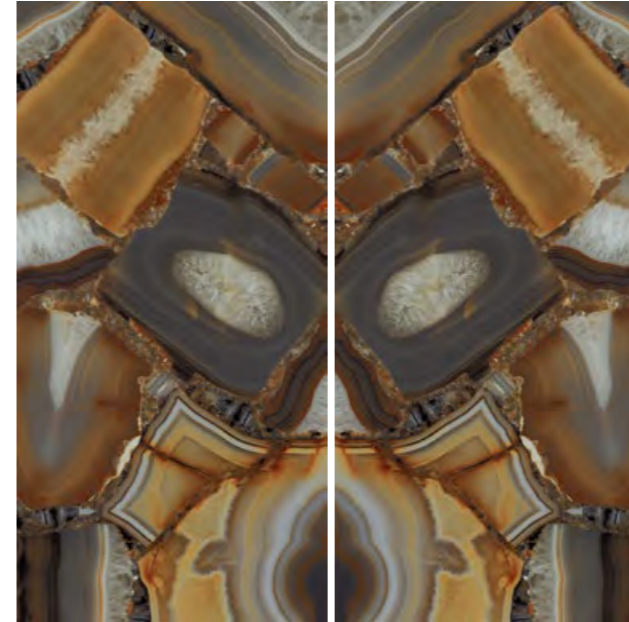
ELX3 162x324 - 63^{25/32} x127^{9/16} Full Lappato - Stuoiato | Mesh-Mounted*

* Solo su richiesta | On demand only



AGATE BROWN

BOOKMATCH




AGATE BROWN A

12MM Non Rettificato
 ELMR 162x324 - 63^{25/32}"x127^{9/16}" Full Lappato
 ELX4 162x324 - 63^{25/32}"x127^{9/16}" Full Lappato - Stuoiato | Mesh-Mounted*

AGATE BROWN B

12MM Non Rettificato
 ELMZ 162x324 - 63^{25/32}"x127^{9/16}" Full Lappato
 ELX5 162x324 - 63^{25/32}"x127^{9/16}" Full Lappato - Stuoiato | Mesh-Mounted*

* Solo su richiesta | On demand only





ARABESCATO CORCHIA

BOOKMATCH



ARABESCATO CORCHIA A

⊕ 12MM Non Rettificato
EJ1Y 162x324 - 63^{25/32} x 127^{9/16} Full Lappato
EJ2F 162x324 - 63^{25/32} x 127^{9/16} Full Lappato - Stuoiato | Mesh-Mounted*

ARABESCATO CORCHIA B


⊕ 12MM Non Rettificato
EJ6S 162x324 - 63^{25/32} x 127^{9/16} Full Lappato
EJ6X 162x324 - 63^{25/32} x 127^{9/16} Full Lappato - Stuoiato | Mesh-Mounted*

* Solo su richiesta | On demand only



BARDIGLIO MANHATTAN

BOOKMATCH



BARDIGLIO MANHATTAN A

- 12MM Non Rettificato
- EMAZ 162x324 - 63^{25/32}x127^{9/16} Naturale R9
- EMC8 162x324 - 63^{25/32}x127^{9/16} Naturale R9 - Stuoiato | Mesh-Mounted*
- EMA9 162x324 - 63^{25/32}x127^{9/16} Full Lappato
- EMAN 162x324 - 63^{25/32}x127^{9/16} Full Lappato - Stuoiato | Mesh-Mounted*

BARDIGLIO MANHATTAN B


- 12MM Non Rettificato
- EMC0 162x324 - 63^{25/32}x127^{9/16} Naturale R9
- EMC9 162x324 - 63^{25/32}x127^{9/16} Naturale R9 - Stuoiato | Mesh-Mounted*
- EMAA 162x324 - 63^{25/32}x127^{9/16} Full Lappato
- EMAP 162x324 - 63^{25/32}x127^{9/16} Full Lappato - Stuoiato | Mesh-Mounted*

* Solo su richiesta | On demand only



CALACATTA

BOOKMATCH



CALACATTA A

- 12MM Non Rettificato
- EFKS 162x324 - 63^{25/32}"x127^{9/16}" Naturale R9
- E0YG 162x324 - 63^{25/32}"x127^{9/16}" Naturale R9 - Stuoiato | Mesh-Mounted*
- EFJ2 162x324 - 63^{25/32}"x127^{9/16}" Full Lappato
- E0YX 162x324 - 63^{25/32}"x127^{9/16}" Full Lappato - Stuoiato | Mesh-Mounted*

CALACATTA B

- 12MM Non Rettificato
- EFKT 162x324 - 63^{25/32}"x127^{9/16}" Naturale R9
- E0YH 162x324 - 63^{25/32}"x127^{9/16}" Naturale R9 - Stuoiato | Mesh-Mounted*
- EFKE 162x324 - 63^{25/32}"x127^{9/16}" Full Lappato
- E0YY 162x324 - 63^{25/32}"x127^{9/16}" Full Lappato - Stuoiato | Mesh-Mounted*



CALACATTA

- 6,5MM Rettificato
- E048 160x320 - 62^{15/16}"x125^{15/16}" Full Lappato
- EGFQ 160x320 - 62^{15/16}"x125^{15/16}" Full Lappato - Stuoiato | Mesh-Mounted*

* Solo su richiesta | On demand only



CALACATTA BLACK

BOOKMATCH



CALACATTA BLACK A

- ⊕ 12MM Non Rettificato
- ELMV 162x324 - 63^{25/32}"x127^{9/16}" Naturale R9
- ELWT 162x324 - 63^{25/32}"x127^{9/16}" Naturale R9 - Stuoiato Mesh-Mounted*
- EJ1V 162x324 - 63^{25/32}"x127^{9/16}" Full Lappato
- EJ2D 162x324 - 63^{25/32}"x127^{9/16}" Full Lappato - Stuoiato | Mesh-Mounted*

CALACATTA BLACK B

- ⊕ 12MM Non Rettificato
- ELMW 162x324 - 63^{25/32}"x127^{9/16}" Naturale R9
- ELWU 162x324 - 63^{25/32}"x127^{9/16}" Naturale R9 - Stuoiato Mesh-Mounted*
- EJ1W 162x324 - 63^{25/32}"x127^{9/16}" Full Lappato
- EJ2E 162x324 - 63^{25/32}"x127^{9/16}" Full Lappato - Stuoiato | Mesh-Mounted*



CALACATTA BLACK


- ⊕ 6,5MM Rettificato
- EJ1S 160x320 - 62^{15/16}"x125^{15/16}" Full Lappato
- EJ29 160x320 - 62^{15/16}"x125^{15/16}" Full Lappato - Stuoiato | Mesh-Mounted*

* Solo su richiesta | On demand only



CALACATTA FOSSIL

BOOKMATCH



CALACATTA FOSSIL A

⊞ 12MM Non Rettificato
EMAC 162x324 - 63^{25/32} x127^{9/16} Full Lappato
EMAQ 162x324 - 63^{25/32} x127^{9/16} Full Lappato - Stuoiato | Mesh-Mounted*

CALACATTA FOSSIL B

⊞ 12MM Non Rettificato
EMAD 162x324 - 63^{25/32} x127^{9/16} Full Lappato
EMAR 162x324 - 63^{25/32} x127^{9/16} Full Lappato - Stuoiato | Mesh-Mounted*

* Solo su richiesta | On demand only



CALACATTA GOLD

BOOKMATCH



CALACATTA GOLD A

- 12MM Non Rettificato
- E079 162x324 - 63^{25/32}"x127^{9/16}" Full Lappato
- E0YZ 162x324 - 63^{25/32}"x127^{9/16}" Full Lappato - Stuoiato | Mesh-Mounted*
- EMYP 162x324 - 63^{25/32}"x127^{9/16}" Lappato Matt
- EMYR 162x324 - 63^{25/32}"x127^{9/16}" Lappato Matt - Stuoiato | Mesh-Mounted*

CALACATTA GOLD B


- 12MM Non Rettificato
- E07A 162x324 - 63^{25/32}"x127^{9/16}" Full Lappato
- E0Z0 162x324 - 63^{25/32}"x127^{9/16}" Full Lappato - Stuoiato | Mesh-Mounted*
- EMYQ 162x324 - 63^{25/32}"x127^{9/16}" Lappato Matt
- EMYS 162x324 - 63^{25/32}"x127^{9/16}" Lappato Matt - Stuoiato | Mesh-Mounted*

* Solo su richiesta | On demand only



CALACATTA PAONAZZO

BOOKMATCH



CALACATTA PAONAZZO A

⊞ 12MM Non Rettificato
EGJ7 162x324 - 63^{25/32}x127^{9/16} Full Lappato
EGJK 162x324 - 63^{25/32}x127^{9/16} Full Lappato - Stuoiato | Mesh-Mounted*

CALACATTA PAONAZZO B


⊞ 12MM Non Rettificato
EGJV 162x324 - 63^{25/32}x127^{9/16} Full Lappato
EGK7 162x324 - 63^{25/32}x127^{9/16} Full Lappato - Stuoiato | Mesh-Mounted*

* Solo su richiesta | On demand only



CALACATTA PICASSO

BOOKMATCH



CALACATTA PICASSO A

12MM Non Rettificato
EMA7 162x324 - 63^{25/32}"x127^{9/16}" Full Lappato
EMAL 162x324 - 63^{25/32}"x127^{9/16}" Full Lappato - Stuoiato | Mesh-Mounted*

CALACATTA PICASSO B

12MM Non Rettificato
EMA8 162x324 - 63^{25/32}"x127^{9/16}" Full Lappato
EMAM 162x324 - 63^{25/32}"x127^{9/16}" Full Lappato - Stuoiato | Mesh-Mounted*

* Solo su richiesta | On demand only



CALACATTA RENOIR

BOOKMATCH



CALACATTA RENOIR A

12MM Non Rettificato
EFJZ 162x324 - 63^{26/32}x127^{9/16} Full Lappato
EOZZ 162x324 - 63^{26/32}x127^{9/16} Full Lappato - Stuoiato | Mesh-Mounted*


CALACATTA RENOIR B

12MM Non Rettificato
EFJ0 162x324 - 63^{26/32}x127^{9/16} Full Lappato
EDED 162x324 - 63^{26/32}x127^{9/16} Full Lappato - Stuoiato | Mesh-Mounted*

* Solo su richiesta | On demand only

CALACATTA VIOLA

BOOKMATCH



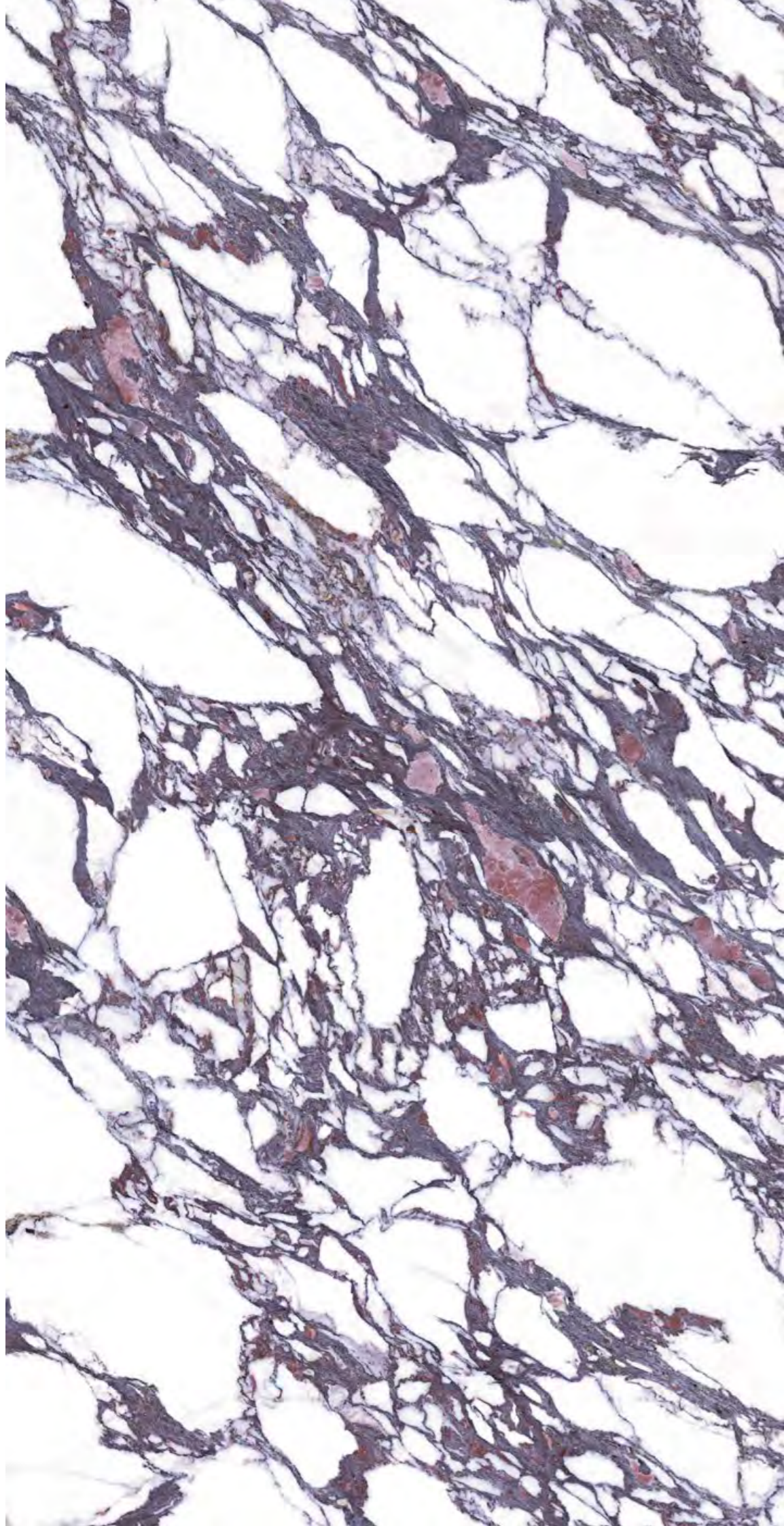
CALACATTA VIOLA A

12MM Non Rettificato
 EMC3 162x324 - 63^{25/32}x127^{9/16} Naturale R9
 EMCD 162x324 - 63^{25/32}x127^{9/16} Naturale R9 - Stuoiato | Mesh-Mounted*
 EMAF 162x324 - 63^{25/32}x127^{9/16} Full Lappato
 EMAS 162x324 - 63^{25/32}x127^{9/16} Full Lappato - Stuoiato | Mesh-Mounted*

CALACATTA VIOLA B

12MM Non Rettificato
 EMC4 162x324 - 63^{25/32}x127^{9/16} Naturale R9
 EMCE 162x324 - 63^{25/32}x127^{9/16} Naturale R9 - Stuoiato | Mesh-Mounted*
 EMAG 162x324 - 63^{25/32}x127^{9/16} Full Lappato
 EMAT 162x324 - 63^{25/32}x127^{9/16} Full Lappato - Stuoiato | Mesh-Mounted*


* Solo su richiesta | On demand only





CALDIA

BOOKMATCH



CALDIA A

⊕ 12MM Non Rettificato

EN90 162x324 - 63^{25/32}"x127^{9/16}" Full Lappato

ENF0 162x324 - 63^{25/32}"x127^{9/16}" Full Lappato - Stuoiato | Mesh-Mounted*

EN98 162x324 - 63^{25/32}"x127^{9/16}" Lappato Matt

ENF3 162x324 - 63^{25/32}"x127^{9/16}" Lappato Matt - Stuoiato | Mesh-Mounted*

CALDIA B

⊕ 12MM Non Rettificato


EN9N 162x324 - 63^{25/32}"x127^{9/16}" Full Lappato

ENF1 162x324 - 63^{25/32}"x127^{9/16}" Full Lappato - Stuoiato | Mesh-Mounted*

EN9Q 162x324 - 63^{25/32}"x127^{9/16}" Lappato Matt

ENF2 162x324 - 63^{25/32}"x127^{9/16}" Lappato Matt - Stuoiato | Mesh-Mounted*

CRYSTAL DIAMOND



CRYSTAL DIAMOND

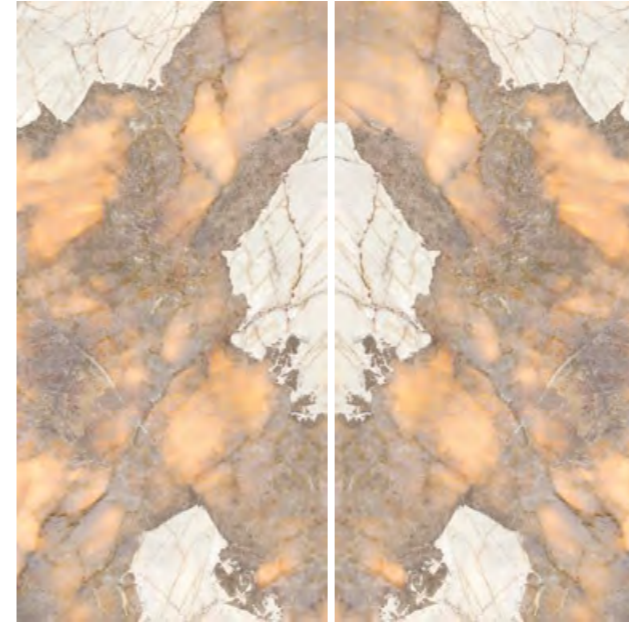
- ☒ 12MM Non Rettificato
- EGJ5 162x324 - 63^{25/32}"x127^{9/16}" Full Lappato
- EGJH 162x324 - 63^{25/32}"x127^{9/16}" Full Lappato - Stuoiato | Mesh-Mounted*
- EGJC 162x324 - 63^{25/32}"x127^{9/16}" Lappato Matt
- EGJQ 162x324 - 63^{25/32}"x127^{9/16}" Lappato Matt - Stuoiato | Mesh-Mounted*

* Solo su richiesta | On demand only



GOLDEN AMBRA

BOOKMATCH



GOLDEN AMBRA A

⊕ 12MM Non Rettificato
EN92 162x324 - 63^{25/32}"x127^{9/16}" Full Lappato
ENEZ 162x324 - 63^{25/32}"x127^{9/16}" Full Lappato - Stuoiato | Mesh-Mounted*

GOLDEN AMBRA B

⊕ 12MM Non Rettificato
EN9P 162x324 - 63^{25/32}"x127^{9/16}" Full Lappato
ENEY 162x324 - 63^{25/32}"x127^{9/16}" Full Lappato - Stuoiato | Mesh-Mounted*

* Solo su richiesta | On demand only



GRANITO BLU ANDE

BOOKMATCH




GRANITO BLU ANDE A

± 12MM Non Rettificato
EGJ8 162x324 - 63^{25/32}"x127^{9/16}" Full Lappato
EGJL 162x324 - 63^{25/32}"x127^{9/16}" Full Lappato - Stuoiato | Mesh-Mounted*

GRANITO BLU ANDE B

± 12MM Non Rettificato
EGJW 162x324 - 63^{25/32}"x127^{9/16}" Full Lappato
EGK8 162x324 - 63^{25/32}"x127^{9/16}" Full Lappato - Stuoiato | Mesh-Mounted*



GRANITO BLU ANDE


± 6,5MM Rettificato
EJ1R 160x320 - 62^{15/16}"x125^{15/16}" Full Lappato
EJ28 160x320 - 62^{15/16}"x125^{15/16}" Full Lappato - Stuoiato | Mesh-Mounted*

* Solo su richiesta | On demand only




IMPERIAL BLACK SELECT

BOOKMATCH



IMPERIAL BLACK SELECT A

-  12MM Non Rettificato
- ELSY 162x324 - 63^{25/32}"x127^{9/16}" Naturale R9
- ELWZ 162x324 - 63^{25/32}"x127^{9/16}" Naturale R9 - Stuoiato Mesh-Mounted*
- ELT6 162x324 - 63^{25/32}"x127^{9/16}" Full Lappato
- ELXD 162x324 - 63^{25/32}"x127^{9/16}" Full Lappato - Stuoiato Mesh-Mounted*

IMPERIAL BLACK SELECT B

-  12MM Non Rettificato
- ELSZ 162x324 - 63^{25/32}"x127^{9/16}" Naturale R9
- ELX0 162x324 - 63^{25/32}"x127^{9/16}" Naturale R9 - Stuoiato Mesh-Mounted*
- ELT7 162x324 - 63^{25/32}"x127^{9/16}" Full Lappato
- ELXE 162x324 - 63^{25/32}"x127^{9/16}" Full Lappato - Stuoiato Mesh-Mounted*



IMPERIAL BLACK SELECT

-  6,5MM Rettificato
- EM6F 160x320 - 62^{15/16}"x125^{15/16}" Naturale R9
- EM6P 160x320 - 62^{15/16}"x125^{15/16}" Naturale R9 - Stuoiato | Mesh-Mounted*
- EM6H 160x320 - 62^{15/16}"x125^{15/16}" Full Lappato
- EM6R 160x320 - 62^{15/16}"x125^{15/16}" Full Lappato - Stuoiato | Mesh-Mounted*

* Solo su richiesta | On demand only



IRISH GREEN

BOOKMATCH



IRISH GREEN A

⊞ 12MM Non Rettificato
EMAH 162x324 - 63^{25/32}"x127^{9/16}" Full Lappato
EMAU 162x324 - 63^{25/32}"x127^{9/16}" Full Lappato - Stuoiato | Mesh-Mounted*

IRISH GREEN B

⊞ 12MM Non Rettificato
EMAJ 162x324 - 63^{25/32}"x127^{9/16}" Full Lappato
EMAV 162x324 - 63^{25/32}"x127^{9/16}" Full Lappato - Stuoiato | Mesh-Mounted*

* Solo su richiesta | On demand only



IVORY GIOIELLO

BOOKMATCH



IVORY GIOIELLO A

12MM Non Rettificato

EN91 162x324 - 63^{26/32} x 127^{9/16} Full Lappato

ENEX 162x324 - 63^{26/32} x 127^{9/16} Full Lappato - Stuoiato | Mesh-Mounted*

IVORY GIOIELLO B


12MM Non Rettificato

EN9M 162x324 - 63^{26/32} x 127^{9/16} Full Lappato

ENEW 162x324 - 63^{26/32} x 127^{9/16} Full Lappato - Stuoiato | Mesh-Mounted*

LABRADORITE

BOOKMATCH




LABRADORITE A

- ⊠ 12MM Non Rettificato
- EN2V 162x324 - 63^{25/32}"x127^{9/16}" Full Lappato
- EN2Z 162x324 - 63^{25/32}"x127^{9/16}" Full Lappato - Stuoiato | Mesh-Mounted*
- EN3K 162x324 - 63^{25/32}"x127^{9/16}" Lappato Matt
- EN3M 162x324 - 63^{25/32}"x127^{9/16}" Lappato Matt - Stuoiato | Mesh-Mounted*

LABRADORITE B

- ⊠ 12MM Non Rettificato
- EN2T 162x324 - 63^{25/32}"x127^{9/16}" Full Lappato
- EN2W 162x324 - 63^{25/32}"x127^{9/16}" Full Lappato - Stuoiato | Mesh-Mounted*
- EN3L 162x324 - 63^{25/32}"x127^{9/16}" Lappato Matt
- EN3N 162x324 - 63^{25/32}"x127^{9/16}" Lappato Matt - Stuoiato | Mesh-Mounted*

* Solo su richiesta | On demand only





LAGUNA BLANCA

BOOKMATCH



LAGUNA BLANCA A

12MM Non Rettificato
ELFX 162x324 - 63^{25/32}"x127^{9/16}" Full Lappato
ELG4 162x324 - 63^{25/32}"x127^{9/16}" Full Lappato - Stuoiato | Mesh-Mounted*

LAGUNA BLANCA B

12MM Non Rettificato
ELFY 162x324 - 63^{25/32}"x127^{9/16}" Full Lappato
ELG5 162x324 - 63^{25/32}"x127^{9/16}" Full Lappato - Stuoiato | Mesh-Mounted*

* Solo su richiesta | On demand only



LUMIX

BOOKMATCH



LUMIX A

12MM Non Rettificato

ELSU 162x324 - 63^{25/32}x127^{9/16} Naturale R9

ELWV 162x324 - 63^{25/32}x127^{9/16} Naturale R9 - Stuoiato Mesh-Mounted*

ELT2 162x324 - 63^{25/32}x127^{9/16} Full Lappato

ELX8 162x324 - 63^{25/32}x127^{9/16} Full Lappato - Stuoiato | Mesh-Mounted*

LUMIX B

12MM Non Rettificato

ELSV 162x324 - 63^{25/32}x127^{9/16} Naturale R9

ELWW 162x324 - 63^{25/32}x127^{9/16} Naturale R9 - Stuoiato Mesh-Mounted*

ELT3 162x324 - 63^{25/32}x127^{9/16} Full Lappato

ELX9 162x324 - 63^{25/32}x127^{9/16} Full Lappato - Stuoiato | Mesh-Mounted*

* Solo su richiesta | On demand only



MACCHIA VECCHIA

BOOKMATCH



MACCHIA VECCHIA A

- ⊞ 12MM Non Rettificato
- EHZV 162x324 - 63^{25/32}"x127^{9/16}" Full Lappato
- EJ18 162x324 - 63^{25/32}"x127^{9/16}" Full Lappato - Stuoiato | Mesh-Mounted*
- EJ6U 162x324 - 63^{25/32}"x127^{9/16}" Lappato Matt
- EJ6Z 162x324 - 63^{25/32}"x127^{9/16}" Lappato Matt - Stuoiato | Mesh-Mounted*

MACCHIA VECCHIA B

- ⊞ 12MM Non Rettificato
- EHZW 162x324 - 63^{25/32}"x127^{9/16}" Full Lappato
- EJ19 162x324 - 63^{25/32}"x127^{9/16}" Full Lappato - Stuoiato | Mesh-Mounted*
- EJ6V 162x324 - 63^{25/32}"x127^{9/16}" Lappato Matt
- EJ70 162x324 - 63^{25/32}"x127^{9/16}" Lappato Matt - Stuoiato | Mesh-Mounted*



MACCHIA VECCHIA

- ⊞ 6,5MM Rettificato
- EKEM 160x320 - 62^{15/16}"x125^{15/16}" Full Lappato
- EKER 160x320 - 62^{15/16}"x125^{15/16}" Full Lappato - Stuoiato | Mesh-Mounted*

* Solo su richiesta | On demand only



MOON GREY

BOOKMATCH



MOON GREY A

- ⊕ 12MM Non Rettificato
- ELSW 162x324 - 63^{25/32}"x127^{9/16}" Naturale R9
- ELWX 162x324 - 63^{25/32}"x127^{9/16}" Naturale R9 - Stuoiato Mesh-Mounted*
- ELT4 162x324 - 63^{25/32}"x127^{9/16}" Full Lappato
- ELXA 162x324 - 63^{25/32}"x127^{9/16}" Full Lappato - Stuoiato | Mesh-Mounted*

MOON GREY B

- ⊕ 12MM Non Rettificato
- ELSX 162x324 - 63^{25/32}"x127^{9/16}" Naturale R9
- ELWY 162x324 - 63^{25/32}"x127^{9/16}" Naturale R9 - Stuoiato Mesh-Mounted*
- ELT5 162x324 - 63^{25/32}"x127^{9/16}" Full Lappato
- ELXC 162x324 - 63^{25/32}"x127^{9/16}" Full Lappato - Stuoiato | Mesh-Mounted*

* Solo su richiesta | On demand only



ONYX

BOOKMATCH




ONYX A

 12MM Non Rettificato
 E07D 162x324 - 63^{26/32} x 127^{9/16} Full Lappato
 E0Z2 162x324 - 63^{26/32} x 127^{9/16} Full Lappato - Stuoiato | Mesh-Mounted*

ONYX B

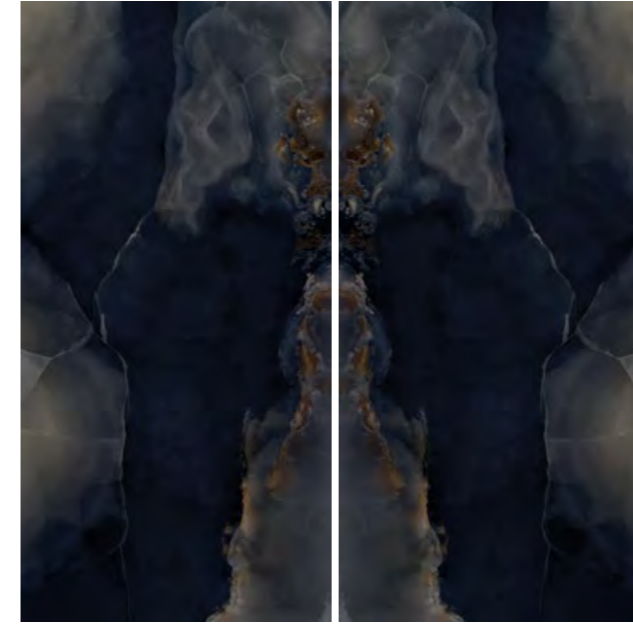
 12MM Non Rettificato
 EDET 162x324 - 63^{26/32} x 127^{9/16} Full Lappato
 EDEX 162x324 - 63^{26/32} x 127^{9/16} Full Lappato - Stuoiato | Mesh-Mounted*

* Solo su richiesta | On demand only



ONYX BLACK

BOOKMATCH



ONYX BLACK A

12MM Non Rettificato
EK6V 162x324 - 63^{25/32}"x127^{9/16}" Full Lappato
EK7V 162x324 - 63^{25/32}"x127^{9/16}" Full Lappato - Stuoiato | Mesh-Mounted*

ONYX BLACK B

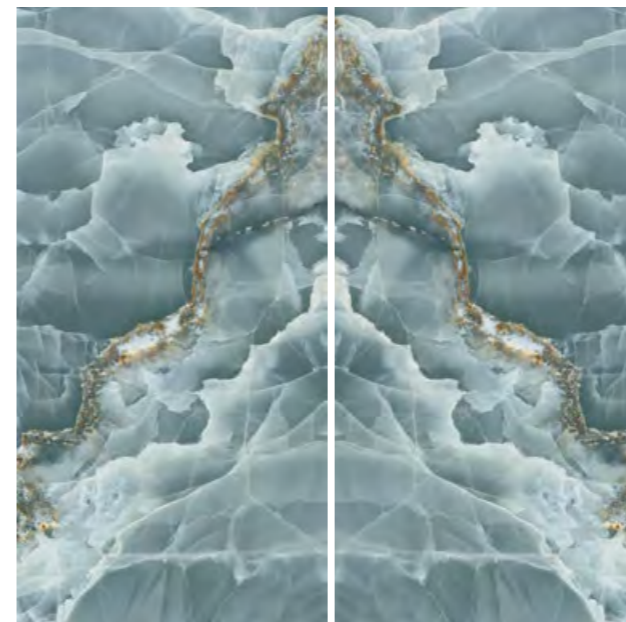
12MM Non Rettificato
EK6W 162x324 - 63^{25/32}"x127^{9/16}" Full Lappato
EK7W 162x324 - 63^{25/32}"x127^{9/16}" Full Lappato - Stuoiato | Mesh-Mounted*

* Solo su richiesta | On demand only



ONYX GREEN

BOOKMATCH



ONYX GREEN A

12MM Non Rettificato
EL5E 162x324 - 63^{25/32}"x127^{9/16}" Full Lappato
EL5Q 162x324 - 63^{25/32}"x127^{9/16}" Full Lappato - Stuoiato | Mesh-Mounted*


ONYX GREEN B

12MM Non Rettificato
EL5F 162x324 - 63^{25/32}"x127^{9/16}" Full Lappato
EL5R 162x324 - 63^{25/32}"x127^{9/16}" Full Lappato - Stuoiato | Mesh-Mounted*

* Solo su richiesta | On demand only

ONYX IVORY

BOOKMATCH



ONYX IVORY B

 12MM Non Rettificato
EL5H 162x324 - 63^{25/32}"x127^{9/16}" Full Lappato
EL5T 162x324 - 63^{25/32}"x127^{9/16}" Full Lappato - Stuoiato | Mesh-Mounted*

ONYX IVORY A

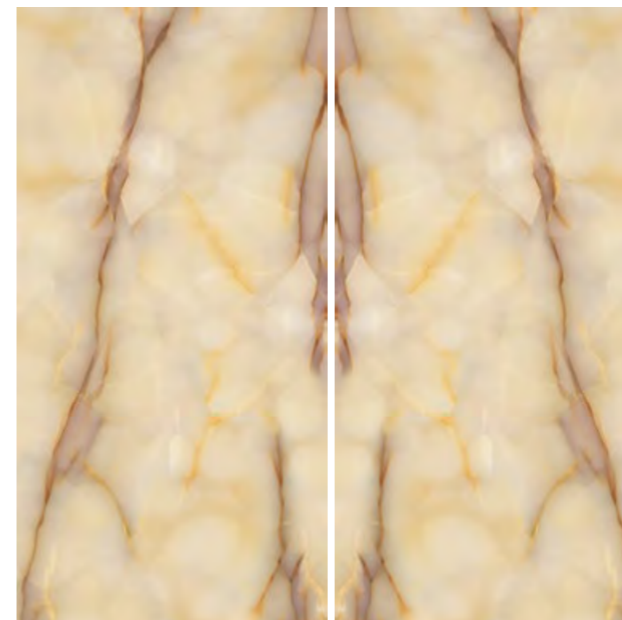
 12MM Non Rettificato
EL5G 162x324 - 63^{25/32}"x127^{9/16}" Full Lappato
EL5S 162x324 - 63^{25/32}"x127^{9/16}" Full Lappato - Stuoiato | Mesh-Mounted*

* Solo su richiesta | On demand only



ONYX MIELE

BOOKMATCH



ONYX MIELE A

- 12MM Non Rettificato
- EMPA 162x324 - 63^{25/32}"x127^{9/16}" Full Lappato
- EMQ3 162x324 - 63^{25/32}"x127^{9/16}" Full Lappato - Stuoiato | Mesh-Mounted*
- EMPH 162x324 - 63^{25/32}"x127^{9/16}" Lappato Matt
- EMPY 162x324 - 63^{25/32}"x127^{9/16}" Lappato Matt - Stuoiato | Mesh-Mounted*

ONYX MIELE B


- 12MM Non Rettificato
- EMPD 162x324 - 63^{25/32}"x127^{9/16}" Full Lappato
- EMQ4 162x324 - 63^{25/32}"x127^{9/16}" Full Lappato - Stuoiato | Mesh-Mounted*
- EMPK 162x324 - 63^{25/32}"x127^{9/16}" Lappato Matt
- EMQ2 162x324 - 63^{25/32}"x127^{9/16}" Lappato Matt - Stuoiato | Mesh-Mounted*

* Solo su richiesta | On demand only



ONYX PERLA

BOOKMATCH



ONYX PERLA A

- 12MM Non Rettificato
- EMP9 162x324 - 63^{25/32}x127^{9/16} Full Lappato
- EMQ5 162x324 - 63^{25/32}x127^{9/16} Full Lappato - Stuoiato | Mesh-Mounted*
- EMPM 162x324 - 63^{25/32}x127^{9/16} Lappato Matt
- EMPZ 162x324 - 63^{25/32}x127^{9/16} Lappato Matt - Stuoiato | Mesh-Mounted*

ONYX PERLA B

- 12MM Non Rettificato
- EMPF 162x324 - 63^{25/32}x127^{9/16} Full Lappato
- EMQ8 162x324 - 63^{25/32}x127^{9/16} Full Lappato - Stuoiato | Mesh-Mounted*
- EMPJ 162x324 - 63^{25/32}x127^{9/16} Lappato Matt
- EMQ1 162x324 - 63^{25/32}x127^{9/16} Lappato Matt - Stuoiato | Mesh-Mounted*

* Solo su richiesta | On demand only

PANDA

BOOKMATCH

**PANDA A**

± 12MM Non Rettificato

EMPE 162x324 - 63^{25/32}x127^{9/16} Full Lappato

EMQ6 162x324 - 63^{25/32}x127^{9/16} Full Lappato - Stuoiato | Mesh-Mounted*

EMPG 162x324 - 63^{25/32}x127^{9/16} Lappato Matt

EMPX 162x324 - 63^{25/32}x127^{9/16} Lappato Matt - Stuoiato | Mesh-Mounted*

PANDA B

± 12MM Non Rettificato

EMPC 162x324 - 63^{25/32}x127^{9/16} Full Lappato

EMQ7 162x324 - 63^{25/32}x127^{9/16} Full Lappato - Stuoiato | Mesh-Mounted*

EMPL 162x324 - 63^{25/32}x127^{9/16} Lappato Matt

EMQ0 162x324 - 63^{25/32}x127^{9/16} Lappato Matt - Stuoiato | Mesh-Mounted*

QUARZITE TAJ MAHAL

BOOKMATCH



QUARZITE TAJ MAHAL A

-  12MM Non Rettificato
- EN30 162x324 - 63^{25/32}"x127^{9/16}" Naturale R9
- EN33 162x324 - 63^{25/32}"x127^{9/16}" Naturale R9 - Stuoiato | Mesh-Mounted*
- EN2S 162x324 - 63^{25/32}"x127^{9/16}" Full Lappato
- EN2Y 162x324 - 63^{25/32}"x127^{9/16}" Full Lappato - Stuoiato | Mesh-Mounted*
- EN3H 162x324 - 63^{25/32}"x127^{9/16}" Lappato Matt
- EN3Q 162x324 - 63^{25/32}"x127^{9/16}" Lappato Matt - Stuoiato | Mesh-Mounted*


QUARZITE TAJ MAHAL B

-  12MM Non Rettificato
- EN31 162x324 - 63^{25/32}"x127^{9/16}" Naturale R9
- EN32 162x324 - 63^{25/32}"x127^{9/16}" Naturale R9 - Stuoiato | Mesh-Mounted*
- EN2U 162x324 - 63^{25/32}"x127^{9/16}" Full Lappato
- EN2X 162x324 - 63^{25/32}"x127^{9/16}" Full Lappato - Stuoiato | Mesh-Mounted*
- EN3J 162x324 - 63^{25/32}"x127^{9/16}" Lappato Matt
- EN3P 162x324 - 63^{25/32}"x127^{9/16}" Lappato Matt - Stuoiato | Mesh-Mounted*



QUARZO

BOOKMATCH



QUARZO A


12MM Non Rettificato
 EFKR 162x324 - 63^{25/32}"x127^{9/16}" Naturale R9
 EOYC 162x324 - 63^{25/32}"x127^{9/16}" Naturale R9
 Stuoiato | Mesh-Mounted*
 EFJ1 162x324 - 63^{25/32}"x127^{9/16}" Full Lappato
 EOYS 162x324 - 63^{25/32}"x127^{9/16}" Full Lappato
 Stuoiato | Mesh-Mounted*

6,5MM Rettificato
 EDG3 160x320 - 62^{15/16}"x125^{15/16}" Full Lappato
 EGG0 160x320 - 62^{15/16}"x125^{15/16}" Full Lappato
 Stuoiato | Mesh-Mounted*

QUARZO B

12MM Non Rettificato
 EOZK 162x324 - 63^{25/32}"x127^{9/16}" Naturale R9
 EOYD 162x324 - 63^{25/32}"x127^{9/16}" Naturale R9
 Stuoiato | Mesh-Mounted*
 EOZM 162x324 - 63^{25/32}"x127^{9/16}" Full Lappato
 EOYT 162x324 - 63^{25/32}"x127^{9/16}" Full Lappato
 Stuoiato | Mesh-Mounted*

6,5MM Rettificato
 EDEP 160x320 - 62^{15/16}"x125^{15/16}" Full Lappato
 EGG1 160x320 - 62^{15/16}"x125^{15/16}" Full Lappato
 Stuoiato | Mesh-Mounted*



QUARZO


6,5MM Rettificato
 E046 160x320 - 62^{15/16}"x125^{15/16}" Naturale R9
 EGFH 160x320 - 62^{15/16}"x125^{15/16}" Naturale R9 - Stuoiato | Mesh-Mounted*
 E04G 160x320 - 62^{15/16}"x125^{15/16}" Full Lappato
 EGFZ 160x320 - 62^{15/16}"x125^{15/16}" Full Lappato - Stuoiato | Mesh-Mounted*

* Solo su richiesta | On demand only



STATUARIO EXTRA

BOOKMATCH



STATUARIO EXTRA A

- 12MM Non Rettificato
- EGJ9 162x324 - 63^{25/32}"x127^{9/16}" Full Lappato
- EGJM 162x324 - 63^{25/32}"x127^{9/16}" Full Lappato - Stuoiato | Mesh-Mounted*
- EGJD 162x324 - 63^{25/32}"x127^{9/16}" Lappato Matt
- EGJR 162x324 - 63^{25/32}"x127^{9/16}" Lappato Matt - Stuoiato | Mesh-Mounted*

STATUARIO EXTRA B

- 12MM Non Rettificato
- EGJX 162x324 - 63^{25/32}"x127^{9/16}" Full Lappato
- EGK9 162x324 - 63^{25/32}"x127^{9/16}" Full Lappato - Stuoiato | Mesh-Mounted*
- EGK1 162x324 - 63^{25/32}"x127^{9/16}" Lappato Matt
- EGLE 162x324 - 63^{25/32}"x127^{9/16}" Lappato Matt - Stuoiato | Mesh-Mounted*



STATUARIO EXTRA


- 6,5MM Rettificato
- EJ1L 160x320 - 62^{15/16}"x125^{15/16}" Full Lappato
- EJ24 160x320 - 62^{15/16}"x125^{15/16}" Full Lappato - Stuoiato | Mesh-Mounted*

* Solo su richiesta | On demand only



STATUARIO MICHELANGELO

BOOKMATCH



STATUARIO MICHELANGELO A

- 12MM Non Rettificato
- EFKG 162x324 - 63^{25/32}"x127^{9/16}" Full Lappato
- EDEF 162x324 - 63^{25/32}"x127^{9/16}" Full Lappato - Stuoiato | Mesh-Mounted*
- EHNN 162x324 - 63^{25/32}"x127^{9/16}" Lappato Matt
- EGLF 162x324 - 63^{25/32}"x127^{9/16}" Lappato Matt - Stuoiato | Mesh-Mounted*

STATUARIO MICHELANGELO B

- 12MM Non Rettificato
- EFKH 162x324 - 63^{25/32}"x127^{9/16}" Full Lappato
- EDEG 162x324 - 63^{25/32}"x127^{9/16}" Full Lappato - Stuoiato | Mesh-Mounted*
- EHNP 162x324 - 63^{25/32}"x127^{9/16}" Lappato Matt
- EGLG 162x324 - 63^{25/32}"x127^{9/16}" Lappato Matt - Stuoiato | Mesh-Mounted*

* Solo su richiesta | On demand only

STATUARIO REALE

BOOKMATCH




STATUARIO REALE A

- ⊕ 12MM Non Rettificato
- ELKK 162x324 - 63^{25/32}x127^{9/16} Naturale R9
- ELKQ 162x324 - 63^{25/32}x127^{9/16} Naturale R9 - Stuoiato Mesh-Mounted*
- ELFV 162x324 - 63^{25/32}x127^{9/16} Full Lappato
- ELG2 162x324 - 63^{25/32}x127^{9/16} Full Lappato - Stuoiato | Mesh-Mounted*

STATUARIO REALE B

- ⊕ 12MM Non Rettificato
- ELKL 162x324 - 63^{25/32}x127^{9/16} Naturale R9
- ELKR 162x324 - 63^{25/32}x127^{9/16} Naturale R9 - Stuoiato Mesh-Mounted*
- ELFW 162x324 - 63^{25/32}x127^{9/16} Full Lappato
- ELG3 162x324 - 63^{25/32}x127^{9/16} Full Lappato - Stuoiato | Mesh-Mounted*



STATUARIO REALE


- ⊕ 6,5MM Rettificato
- ENFY 160x320 - 62^{15/16}x125^{15/16} Naturale R9
- ENFZ 160x320 - 62^{15/16}x125^{15/16} Naturale R9 - Stuoiato | Mesh-Mounted*

* Solo su richiesta | On demand only



SUPERWHITE

BOOKMATCH



SUPERWHITE A

- ⊞ 12MM Non Rettificato
- ELKH 162x324 - 63^{25/32}"x127^{9/16}" Naturale R9
- ELKN 162x324 - 63^{25/32}"x127^{9/16}" Naturale R9 - Stuoiato | Mesh-Mounted*
- ELFT 162x324 - 63^{25/32}"x127^{9/16}" Full Lappato
- ELG0 162x324 - 63^{25/32}"x127^{9/16}" Full Lappato - Stuoiato | Mesh-Mounted*


SUPERWHITE B

- ⊞ 12MM Non Rettificato
- ELKJ 162x324 - 63^{25/32}"x127^{9/16}" Naturale R9
- ELKP 162x324 - 63^{25/32}"x127^{9/16}" Naturale R9 - Stuoiato | Mesh-Mounted*
- ELFU 162x324 - 63^{25/32}"x127^{9/16}" Full Lappato
- ELG1 162x324 - 63^{25/32}"x127^{9/16}" Full Lappato - Stuoiato | Mesh-Mounted*


* Solo su richiesta | On demand only




TORTORA TAFU



TORTORA TAFU

 **12MM Non Rettificato**
EFZK 162x324 - 63^{25/32}"x127^{9/16}" Naturale R9
EOZT 162x324 - 63^{25/32}"x127^{9/16}" Naturale R9 - **Stuoiato | Mesh-Mounted***
EFZX 162x324 - 63^{25/32}"x127^{9/16}" Full Lappato
EOZ3 162x324 - 63^{25/32}"x127^{9/16}" Full Lappato - **Stuoiato | Mesh-Mounted***



TORTORA TAFU

 **6,5MM Rettificato**
EM6E 160x320 - 62^{15/16}"x125^{15/16}" Naturale R9
EM6N 160x320 - 62^{15/16}"x125^{15/16}" Naturale R9 - **Stuoiato | Mesh-Mounted***
EJ1T 160x320 - 62^{15/16}"x125^{15/16}" Full Lappato
EJ2A 160x320 - 62^{15/16}"x125^{15/16}" Full Lappato - **Stuoiato | Mesh-Mounted***

* Solo su richiesta | On demand only



WHITE PARADISE

BOOKMATCH



WHITE PARADISE A

⊕ 12MM Non Rettificato
EJ72 162x324 - 63^{25/32} x 127^{9/16} Full Lappato
EJ75 162x324 - 63^{25/32} x 127^{9/16} Full Lappato - Stuoiato | Mesh-Mounted*

WHITE PARADISE B



⊕ 12MM Non Rettificato
EJ73 162x324 - 63^{25/32} x 127^{9/16} Full Lappato
EJ76 162x324 - 63^{25/32} x 127^{9/16} Full Lappato - Stuoiato | Mesh-Mounted*

* Solo su richiesta | On demand only


LEVEL

CONCRETE
20 mm | 12 mm | 6,5 mm




ASH



ASH
20MM Non Rettificato
 ENEV 162x324 - 63^{25/32"}x127^{9/16"} Naturale R9
 ENFA 162x324 - 63^{25/32"}x127^{9/16"} Naturale R9 - **Stuoiato | Mesh-Mounted***



ASH
12MM Non Rettificato
 EFJL 162x324 - 63^{25/32"}x127^{9/16"} Naturale R9
 EDL3 162x324 - 63^{25/32"}x127^{9/16"} Naturale R9 - **Stuoiato | Mesh-Mounted***




ASH
6,5MM Rettificato
 EFJQ 160x320 - 62^{15/16"}x125^{15/16"} Naturale R9
 EGGE 160x320 - 62^{15/16"}x125^{15/16"} Naturale R9 - **Stuoiato | Mesh-Mounted***


* Solo su richiesta | On demand only

DARK GREY




DARK GREY

 12MM Non Rettificato
EOZH 162x324 - 63^{25/32"}x127^{9/16"} Naturale R9
EDM4 162x324 - 63^{25/32"}x127^{9/16"} Naturale R9 - Stuoiato | Mesh-Mounted*




DARK GREY


 6,5MM Rettificato
EDH6 160x320 - 62^{15/16"}x125^{15/16"} Naturale R9
EGGF 160x320 - 62^{15/16"}x125^{15/16"} Naturale R9 - Stuoiato | Mesh-Mounted*

* Solo su richiesta | On demand only

JET BLACK



JET BLACK

 12MM Non Rettificato

EMYU 162x324 - 63^{25/32}"x127^{9/16}" Naturale R9


EMYW 162x324 - 63^{25/32}"x127^{9/16}" Naturale R9 - Stuoiato | Mesh-Mounted*

EN3F 162x324 - 63^{25/32}"x127^{9/16}" Brushed

EN3G 162x324 - 63^{25/32}"x127^{9/16}" Brushed - Stuoiato | Mesh-Mounted*



JET BLACK

 6,5MM Rettificato

EMYT 160x320 - 62^{15/16}"x125^{15/16}" Naturale R9


EMYV 160x320 - 62^{15/16}"x125^{15/16}" Naturale R9 - Stuoiato | Mesh-Mounted*

* Solo su richiesta | On demand only

TAUPE



TAUPE


 12MM Non Rettificato

EFJV 162x324 - 63^{25/32}"x127^{9/16}" Naturale R9

EDL1 162x324 - 63^{25/32}"x127^{9/16}" Naturale R9 - Stuoiato | Mesh-Mounted*



TAUPE


 6,5MM Rettificato

EDG7 160x320 - 62^{15/16}"x125^{15/16}" Naturale R9

EGGD 160x320 - 62^{15/16}"x125^{15/16}" Naturale R9 - Stuoiato | Mesh-Mounted*

* Solo su richiesta | On demand only

WHITE



WHITE
20MM Non Rettificato
ENEU 162x324 - 63^{25/32"}x127^{9/16"} Naturale R9
ENFC 162x324 - 63^{25/32"}x127^{9/16"} Naturale R9 - Stuoiato | Mesh-Mounted*

WHITE
12MM Non Rettificato
EFKY 162x324 - 63^{25/32"}x127^{9/16"} Naturale R9
EDKF 162x324 - 63^{25/32"}x127^{9/16"} Naturale R9 - Stuoiato | Mesh-Mounted*



WHITE
6.5MM Rettificato
EDG5 160x320 - 62^{15/16"}x125^{15/16"} Naturale R9
EGGC 160x320 - 62^{15/16"}x125^{15/16"} Naturale R9 - Stuoiato | Mesh-Mounted*

* Solo su richiesta | On demand only

LEVEL


STONE

20 mm | 12 mm | 6,5 mm

BASALTO



BASALTO

 20MM Non Rettificato

EKFL 162x324 - 63^{25/32} x 127^{9/16} Naturale R9

EKFN 162x324 - 63^{25/32} x 127^{9/16} Naturale R9 - Stucato | Mesh-Mounted*

* Solo su richiesta | On demand only

BORGOGNA



BORGOGNA


12MM Non Rettificato

EMFQ 162x324 - 63^{25/32}"x127^{9/16}" Naturale R9

EMFS 162x324 - 63^{25/32}"x127^{9/16}" Naturale R9 - Stuoiato | Mesh-Mounted*



DIGI TOUCH




Full Body

* Solo su richiesta | On demand only



CANTERA GREY




CANTERA GREY

20MM Non Rettificato

EKCN 162x324 - 63^{25/32} x127^{9/16} Bocciaurato R9

EKCT 162x324 - 63^{25/32} x127^{9/16} Bocciaurato R9 - Stuoiato | Mesh-Mounted*




Full Body


* Solo su richiesta | On demand only




CANTERA LIGHT




CANTERA LIGHT

 **12MM Non Rettificato**
ELLY 162x324 - 63^{26/32}x127^{9/16} Naturale R9
ELXJ 162x324 - 63^{26/32}x127^{9/16} Naturale R9 - **Stuoiato | Mesh-Mounted***



CANTERA LIGHT

 **6,5MM Rettificato**
ELTA 160x320 - 62^{15/16}x125^{15/16} Naturale R9
ELXG 160x320 - 62^{15/16}x125^{15/16} Naturale R9 - **Stuoiato | Mesh-Mounted***

* Solo su richiesta | On demand only



GRANITE STONE

BOOKMATCH



GRANITE STONE A


12MM Non Rettificato
EMFO 162x324 - 63^{25/32}"x127^{9/16}" Naturale R9
EMFA 162x324 - 63^{25/32}"x127^{9/16}" Naturale R9 - Stuoiato | Mesh-Mounted*

GRANITE STONE B

12MM Non Rettificato
EMF1 162x324 - 63^{25/32}"x127^{9/16}" Naturale R9
EMFC 162x324 - 63^{25/32}"x127^{9/16}" Naturale R9 - Stuoiato | Mesh-Mounted*




DIGI TOUCH




Full Body

* Solo su richiesta | On demand only



INFINITA STONE

BOOKMATCH



INFINITA STONE A

- ⊕ 12MM Non Rettificato
- EMF2 162x324 - 63^{25/32}"x127^{9/16}" Naturale R9
- EMFD 162x324 - 63^{25/32}"x127^{9/16}" Naturale R9 - Stuoiato | Mesh-Mounted*
- EMWQ 162x324 - 63^{25/32}"x127^{9/16}" Brushed
- EMWS 162x324 - 63^{25/32}"x127^{9/16}" Brushed - Stuoiato | Mesh-Mounted*

INFINITA STONE B

- ⊕ 12MM Non Rettificato
- EMF3 162x324 - 63^{25/32}"x127^{9/16}" Naturale R9
- EMFE 162x324 - 63^{25/32}"x127^{9/16}" Naturale R9 - Stuoiato | Mesh-Mounted*
- EMWR 162x324 - 63^{25/32}"x127^{9/16}" Brushed
- EMWT 162x324 - 63^{25/32}"x127^{9/16}" Brushed - Stuoiato | Mesh-Mounted*



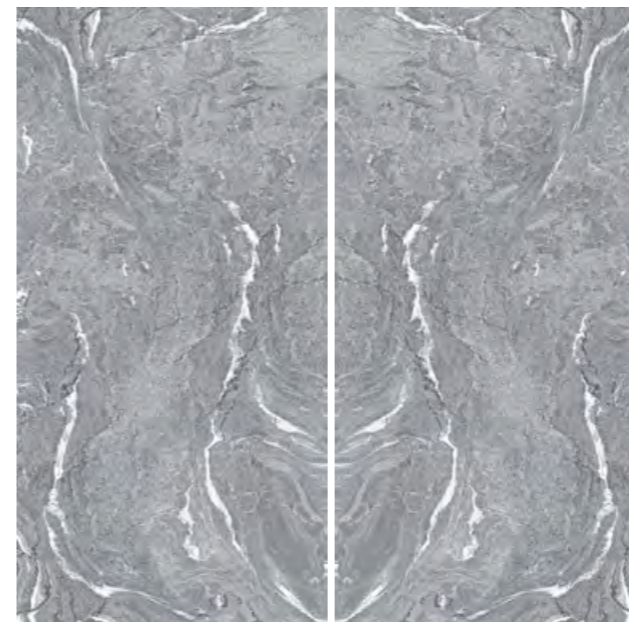
DIGI
TOUCH

* Solo su richiesta | On demand only



PIETRA DI VALS

BOOKMATCH




PIETRA DI VALS A

12MM Non Rettificato
EMXS 162x324 - 63^{25/32}"x127^{9/16}" Bocciaurato R9
EMXU 162x324 - 63^{25/32}"x127^{9/16}" Bocciaurato R9 - Stuoiato | Mesh-Mounted*

PIETRA DI VALS B

12MM Non Rettificato
EMXT 162x324 - 63^{25/32}"x127^{9/16}" Bocciaurato R9
EMXV 162x324 - 63^{25/32}"x127^{9/16}" Bocciaurato R9 - Stuoiato | Mesh-Mounted*



Full Body

* Solo su richiesta | On demand only

PORTLAND

BOOKMATCH



PORTLAND A

12MM Non Rettificato
EMF4 162x324 - 63^{25/32}"x127^{9/16}" Naturale R9
EMFF 162x324 - 63^{25/32}"x127^{9/16}" Naturale R9 - Stuoiato | Mesh-Mounted*

PORTLAND B

12MM Non Rettificato
EMF5 162x324 - 63^{25/32}"x127^{9/16}" Naturale R9
EMFG 162x324 - 63^{25/32}"x127^{9/16}" Naturale R9 - Stuoiato | Mesh-Mounted*



DIGI TOUCH



Full Body

* Solo su richiesta | On demand only



SASSI DI MATERA



SASSI MATERA

12MM Non Rettificato
EN8Z 162x324 - 63^{25/32}"x127^{9/16}" Naturale R9
ENF5 162x324 - 63^{25/32}"x127^{9/16}" Naturale R9 - Stuoiato | Mesh-Mounted*




DIGI
TOUCH

* Solo su richiesta | On demand only



SLATE BLACK



SLATE BLACK

12MM Non Rettificato
EHEC 162x324 - 63^{25/32}"x127^{9/16}" Naturale R9
EHUM 162x324 - 63^{25/32}"x127^{9/16}" Naturale R9 - Stuoiato | Mesh-Mounted*



SLATE BLACK

6,5MM Rettificato
EHUY 160x320 - 62^{15/16}"x125^{15/16}" Naturale R9
EHV1 160x320 - 62^{15/16}"x125^{15/16}" Naturale R9 - Stuoiato | Mesh-Mounted*


* Solo su richiesta | On demand only



SLATE GREY




SLATE GREY

 **12MM Non Rettificato**
EHEA 162x324 - 63^{25/32}"x127^{9/16}" Naturale R9
EHUL 162x324 - 63^{25/32}"x127^{9/16}" Naturale R9 - **Stuoiato | Mesh-Mounted***



SLATE GREY


 **6,5MM Rettificato**
EHUX 160x320 - 62^{15/16}"x125^{5/16}" Naturale R9
EHV0 160x320 - 62^{15/16}"x125^{5/16}" Naturale R9 - **Stuoiato | Mesh-Mounted***

* Solo su richiesta | On demand only

SLATE WHITE




SLATE WHITE

 12MM Non Rettificato


EN3X 162x324 - 63^{25/32}" x 127^{9/16}" Naturale R9

EN3Y 162x324 - 63^{25/32}" x 127^{9/16}" Naturale R9 - Stuoiato | Mesh-Mounted*

TRAVERTINO MINIMAL WHITE




TRAVERTINO MINIMAL WHITE

 **12MM Non Rettificato**
ELLZ 162x324 - 63^{25/32}x127^{9/16} Naturale R9
ELXK 162x324 - 63^{25/32}x127^{9/16} Naturale R9 - Stuoiato | Mesh-Mounted*




TRAVERTINO MINIMAL WHITE


 **6,5MM Rettificato**
EM6K 160x320 - 62^{15/16}x125^{15/16} Naturale R9
EM6T 160x320 - 62^{15/16}x125^{15/16} Naturale R9 - Stuoiato | Mesh-Mounted*

* Solo su richiesta | On demand only

TRAVERTINO ROMANO



TRAVERTINO ROMANO
 20MM Non Rettificato
 ENET 162x324 - 63^{25/32"}x127^{9/16"} Naturale R9
 ENF9 162x324 - 63^{25/32"}x127^{9/16"} Naturale R9 - Stuoiato | Mesh-Mounted*



TRAVERTINO ROMANO
 12MM Non Rettificato
 EN94 162x324 - 63^{25/32"}x127^{9/16"} Naturale R9
 ENF6 162x324 - 63^{25/32"}x127^{9/16"} Naturale R9 - Stuoiato | Mesh-Mounted*



TRAVERTINO ROMANO
 6.5MM Rettificato
 ENES 160x320 - 62^{15/16"}x125^{15/16"} Naturale R9
 ENF4 160x320 - 62^{15/16"}x125^{15/16"} Naturale R9 - Stuoiato | Mesh-Mounted*

* Solo su richiesta | On demand only

TRAVERTINO VEIN WHITE



TRAVERTINO VEIN WHITE

12MM Non Rettificato
ELMO 162x324 - 63^{25/32}"x127^{9/16}" Naturale R9
ELXL 162x324 - 63^{25/32}"x127^{9/16}" Naturale R9 - Stuoiato | Mesh-Mounted*



TRAVERTINO VEIN WHITE

6.5MM Rettificato
EM6L 160x320 - 62^{15/16}"x125^{15/16}" Naturale R9
EM6U 160x320 - 62^{15/16}"x125^{15/16}" Naturale R9 - Stuoiato | Mesh-Mounted*

* Solo su richiesta | On demand only

LEVEL

TINTA UNITA
20 mm | 12 mm | 6,5 mm

BLACK




BLACK
20MM Non Rettificato
EKCK 162x324 - 63^{25/32"}x127^{9/16"} Naturale R9
EKCR 162x324 - 63^{25/32"}x127^{9/16"} Naturale R9 - Stuoiato | Mesh-Mounted*



BLACK
12MM Non Rettificato
EGH5 162x324 - 63^{25/32"}x127^{9/16"} Naturale R9
EGH7 162x324 - 63^{25/32"}x127^{9/16"} Naturale R9 - Stuoiato | Mesh-Mounted*


* Solo su richiesta | On demand only

WHITE



WHITE

20MM Non Rettificato
 EKCJ 162x324 - 63^{25/32"}x127^{9/16"} Naturale R9
 EKCO 162x324 - 63^{25/32"}x127^{9/16"} Naturale R9 - **Stuoiato | Mesh-Mounted***



WHITE

12MM Non Rettificato
 EFR7 162x324 - 63^{25/32"}x127^{9/16"} Naturale R9
 EDM6 162x324 - 63^{25/32"}x127^{9/16"} Naturale R9 - **Stuoiato | Mesh-Mounted***
 E04L 162x324 - 63^{25/32"}x127^{9/16"} Full Lappato
 EFGM 162x324 - 63^{25/32"}x127^{9/16"} Full Lappato - **Stuoiato | Mesh-Mounted***

6,5MM Rettificato
 E04J 160x320 - 62^{15/16"}x125^{15/16"} Naturale R9
 EGGH 160x320 - 62^{15/16"}x125^{15/16"} Naturale R9 - **Stuoiato | Mesh-Mounted***
 EFR8 160x320 - 62^{15/16"}x125^{15/16"} Full Lappato
 EGGK 160x320 - 62^{15/16"}x125^{15/16"} Full Lappato - **Stuoiato | Mesh-Mounted***

* Solo su richiesta | On demand only

LEVEL

WOOD
12 mm



BLONDE OAK



BLONDE OAK

12MM Non Rettificato
EMFN 162x324 - 63^{25/32}"x127^{7/16}" Naturale R9
EMY7 162x324 - 63^{25/32}"x127^{7/16}" Naturale R9 - Stuociato | Mesh-Mounted*



DIGI
TOUCH

* Solo su richiesta | On demand only

LEVEL
TECHNICAL SHEET

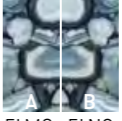



	160x320	160x320	160x320	162x324
	Naturale R9	Full Lappato	BookMatch Full Lappato	Naturale R9
	6,5 mm	6,5 mm	6,5 mm	12 mm

MARMI

Agate Azure				
Stuoiato				
Agate Black				
Stuoiato				
Agate Brown				
Stuoiato				
Arabescato Corchia				
Stuoiato				
Bardiglio Manhattan				
Stuoiato				
Calacatta				
Stuoiato		E048 EGFO		
Calcatta Black				
Stuoiato		EJ1S EJ29		
Calcatta Fossil				
Stuoiato				
Calacatta Gold				
Stuoiato				




162x324	162x324	162x324	162x324	162x324	162x324
Full Lappato	Lappato Matt	BookMatch Naturale R9	BookMatch Full Lappato	BookMatch Lappato Matt	Naturale R9
12 mm	12 mm	12 mm	12 mm	12 mm	20 mm

					
			ELMS ELNO ELX6 ELX7		
					
			ELMQ ELMY ELX2 ELX3		
					
			ELMR ELMZ ELX4 ELX5		
					
			A B EJ1Y EJ6S EJ2F EJ6X		
					
		EMAZ EMC0 EMC8 EMC9	EMA9 EMAA EMAN EMAP		
					
		A B EFKS EFKT EOYG EOYH	A B EFJ2 EFKE EOYX EOYY		
					
		ELMV ELMW ELWT ELWU	EJ1V EJ1W EJ2D EJ2E		
					
			A B EMAC EMAD EMAQ EMAR		
					
			A B E079 E07A E0YZ E0Z0	A B EMYP EMYQ EMYR EMYS	



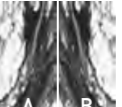
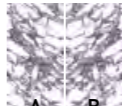
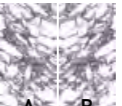










	160x320	160x320	160x320	162x324
	Naturale R9	Full Lappato	BookMatch Full Lappato	Naturale R9
	6,5 mm	6,5 mm	6,5 mm	12 mm

MARMI

Calacatta Paonazzo				
Stuoiato				
Calacatta Picasso				
Stuoiato				
Calacatta Renoir				
Stuoiato				
Calacatta Viola				
Stuoiato				
Caldia				
Stuoiato				
Crystal Diamond				
Stuoiato				
Golden Ambra				
Stuoiato				
Granito Blu Ande				
Stuoiato		EJ1R EJ28		
Imperial Black Select				
Stuoiato	EM6F EM6P	EM6H EM6R		

162x324	162x324	162x324	162x324	162x324	162x324
Full Lappato	Lappato Matt	BookMatch Naturale R9	BookMatch Full Lappato	BookMatch Lappato Matt	Naturale R9
12 mm	12 mm	12 mm	12 mm	12 mm	20 mm

					
			EGJ7 EGJV EGJK EGK7		
					
			EMA7 EMA8 EMAL EMAM		
					
			EFJZ EFJO EOZZ EDED		
					
		EMC3 EMC4 EMC5 EMCE	EMAF EMAG EMAS EMAT		
					
			EN90 EN9N ENFO ENF1	EN98 EN9Q ENF3 ENF2	
					
EGJ5 EGJH	EGJC EGJQ				
					
			EN92 EN9P ENEZ ENEY		
					
			EGJ8 EGJW EGJL EGK8		
					
		ELSY ELSZ ELWZ ELX0	ELT6 ELT7 ELXD ELXE		


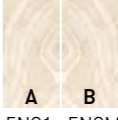












	160x320	160x320	160x320	162x324
	Naturale R9	Full Lappato	BookMatch Full Lappato	Naturale R9
	6,5 mm	6,5 mm	6,5 mm	12 mm

MARMI

Irish Green				
Stuoato				
Ivory Gioiello				
Stuoato				
Labradorite				
Stuoato				
Laguna Blanca				
Stuoato				
Lumix				
Stuoato				
Macchia Vecchia				
Stuoato		EKEM EKER		
Moon Grey				
Stuoato				
Onyx				
Stuoato				
Onyx Black				
Stuoato				



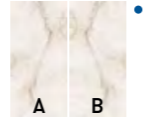

162x324	162x324	162x324	162x324	162x324	162x324
Full Lappato	Lappato Matt	BookMatch Naturale R9	BookMatch Full Lappato	BookMatch Lappato Matt	Naturale R9
12 mm	12 mm	12 mm	12 mm	12 mm	20 mm

					
			EMAH EMAJ EMAU EMAV		
					
			EN91 EN9M ENEX ENEW		
					
			EN2V EN2T EN2Z EN2W	EN3K EN3L EN3M EN3N	
					
			ELFX ELFY ELG4 ELG5		
					
		ELSU ELSV ELWV ELWW	ELT2 ELT3 ELX8 ELX9		
					
			EHZV EHZW EJ18 EJ19	EJ6U EJ6V EJ6Z EJ70	
					
		ELSW ELSX ELWX ELWY	ELT4 ELT5 ELXA ELXC		
					
			E07D EDET E0Z2 EDEX		
					
			EK6V EK6W EK7V EK7W		



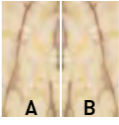



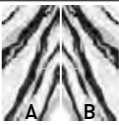












	160x320	160x320	160x320	162x324
	Naturale R9	Full Lappato	BookMatch Full Lappato	Naturale R9
	6,5 mm	6,5 mm	6,5 mm	12 mm

MARMI

Onyx Green				
Stuoiato				
Onyx Ivory				
Stuoiato				
Onyx Miele				
Stuoiato				
Onyx Perla				
Stuoiato				
Panda				
Stuoiato				
Quarzite Taj Mahal				
Stuoiato				
Quarzo				
Stuoiato	E046 EGFH	E04G EGFZ	EDG3 EDEP EGG0 EGG1	
Statuario Extra				
Stuoiato		EJ1L EJ24		
Statuario Michelangelo				
Stuoiato				





162x324	162x324	162x324	162x324	162x324	162x324
Full Lappato	Lappato Matt	BookMatch Naturale R9	BookMatch Full Lappato	BookMatch Lappato Matt	Naturale R9
12 mm	12 mm	12 mm	12 mm	12 mm	20 mm

					
			EL5E EL5F EL5Q EL5R		
					
			A B EL5G EL5H EL5S EL5T		
					
			A B EMPA EMPD EMQ3 EMQ4	A B EMPH EMPK EMPY EMQ2	
					
			A B EMP9 EMPF EMQ5 EMQ8	A B EMPM EMPJ EMPZ EMQ1	
					
			A B EMPE EMPC EMQ6 EMQ7	A B EMPG EMPL EMPX EMQ0	
					
		A B EN30 EN31 EN33 EN32	A B EN2S EN2U EN2Y EN2X	A B EN3H EN3J EN3Q EN3P	
					
		A B EFKR E0ZK E0YC E0YD	A B EFJ1 E0ZM E0YS E0YT		
					
			A B EGJ9 EGJX EGJM EGK9	A B EGJD EGK1 EGJR EGLE	
					
			A B EFKG EFKH EDEF EDEG	A B EHNN EHNP EGLF EGLG	



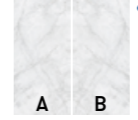
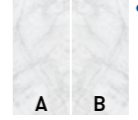

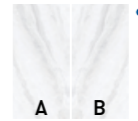


	160x320	160x320	160x320	162x324
	Naturale R9	Full Lappato	BookMatch Full Lappato	Naturale R9
	6,5 mm	6,5 mm	6,5 mm	12 mm

MARMI

Statuario Reale				
Stuoiato		ENFY ENFZ		
Superwhite				
Stuoiato				
Tortora Tafu				
Stuoiato	EM6E EM6N	EJ1T EJ2A		EFZK EOZT
White Paradise				
Stuoiato				











162x324	162x324	162x324	162x324	162x324	162x324
Full Lappato	Lappato Matt	BookMatch Naturale R9	BookMatch Full Lappato	BookMatch Lappato Matt	Naturale R9
12 mm	12 mm	12 mm	12 mm	12 mm	20 mm

					
		A B ELKK ELKL ELKQ ELKR	A B ELFV ELFW ELG2 ELG3		
					
		A B ELKH ELKJ ELKN ELKP	A B ELFT ELFU ELG0 ELG1		
					
EFZX EOZ3					
					
			A B EJ72 EJ73 EJ75 EJ76		






	160x320	160x320	160x320	162x324
	Naturale R9	Full Lappato	BookMatch Full Lappato	Naturale R9
	6,5 mm	6,5 mm	6,5 mm	12 mm

CONCRETE

Ash				
Stuoiato	EFJQ EGGE			EFJL EDL3
Dark Grey				
Stuoiato	EDH6 EGGF			E0ZH EDM4
Jet Black				
Stuoiato	EMYT EMYV			EMYU EMYW
Taupe				
Stuoiato	EDG7 EGGD			EFJV EDL1
White				
Stuoiato	EDG5 EGGC			EFKY EDKF

162x324	162x324	162x324	162x324	162x324	162x324
Full Lappato	Brushed	BookMatch Naturale R9	BookMatch Full Lappato	BookMatch Lappato Matt	Naturale R9
12 mm	12 mm	12 mm	12 mm	12 mm	20 mm

					
					ENEV ENFA
					
	EN3F EN3G				
					
					ENEU ENFC




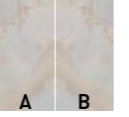

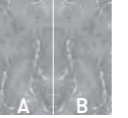
	160x320	160x320	160x320	162x324
	Naturale R9	Brushed	BookMatch Naturale R9	Naturale R9
	6,5 mm	6,5 mm	6,5 mm	12 mm

STONE

Basalto				
Stuoiato				
Borgogna				
Stuoiato				EMFQ EMFS
Cantera Grey				
Stuoiato				
Cantera Light				
Stuoiato	ELTA ELXG			ELLY ELXJ
Granite Stone				
Stuoiato				
Infinita Stone				
Stuoiato				
Pietra di Vals				
Stuoiato				
Portland				
Stuoiato				
Sassi di Matera				
Stuoiato				EN8Z ENF5

162x324	162x324	162x324	162x324
Brushed	BookMatch Naturale R9	BookMatch Bocciardato R9	BookMatch Brushed
12 mm	12 mm	12 mm	12 mm





162x324	162x324
Naturale R9	Bocciardato R9
20 mm	20 mm

					
				EKFL EKFN	
					
					EKCN EKCT
					
				A B EMF0 EMF1 EMFA EMFC	
					
				A B EMF2 EMF3 EMFD EMFE	A B EMWQ EMWR EMWS EMWT
					
				A B EMXS EMXT EMXU EMXV	
					
				A B EMF4 EMF5 EMFF EMFG	




	160x320	160x320	160x320	162x324
	Naturale R9	Full Lappato	BookMatch Full Lappato	Naturale R9
	6,5 mm	6,5 mm	6,5 mm	12 mm




TINTA UNITA

Black				
Stuoiato				EGH5 EGH7
White				
Stuoiato	E04J EGGH	EFR8 EGGK		EFR7 EDM6

WOOD

Blonde Oak				
Stuoiato				EMFN EMY7

162x324	162x324	162x324	162x324	162x324	162x324
Full Lappato	Lappato Matt	BookMatch Naturale R9	BookMatch Full Lappato	BookMatch Lappato Matt	Naturale R9
12 mm	12 mm	12 mm	12 mm	12 mm	20 mm

					
					EKCK EKCR
					
E04L EFGM					EKCJ EKCO



ANSI A.137.3 Gauged Porcelain Tile and Gauged Porcelain Tile Panels/Slabs ISO 13006 EN 14411



TECHNICAL FEATURES Caratteristiche Tecniche Características Técnicas Technische Eigenschaften Características Técnicas	TESTING METHOD Metodo di prova Méthode d'essai Prüfmethode Método de prueba	VALUES - Valori - Valeurs - Werte - Valores			
		6,5 mm		12 mm 20 mm	
		Naturale R9	Full Lappato Lappato Matt	Bocciardato R9 Naturale R9	Full Lappato Lappato Matt Brushed
LENGTH AND WIDTH (A) Lunghezza e Larghezza - Longueur et largeur - Länge und Breite - Longitud y anchura	UNI EN ISO 10545/2	±2% (Max 5mm)	±2% (Max 5mm)	-	-
LENGTH AND WIDTH (B) Lunghezza e Larghezza - Longueur et largeur - Länge und Breite - Longitud y anchura	UNI EN ISO 10545/2	±0,6% / ±2,0 mm	±0,6% / ±2,0 mm	-	-
THICKNESS Spessore - Epaisseur - Stärke - Espesor	UNI EN ISO 10545/2	±0,5% / ±0,5 mm	±0,5% / ±0,5 mm	±0,5% / ±0,5 mm	±0,5% / ±0,5 mm
EDGE STRAIGHTNESS Rettilinearità degli spigoli - Rectitude des arêtes Geradlinigkeit der Kanten - Rectitud de los cantos	UNI EN ISO 10545/2	±0,5% / ±1,5 mm	±0,5% / ±1,5 mm	-	-
ORTHOGONALITY - Ortogonalità Orthogonalité - Rechtwinkligkeit - Ortogonalidad	UNI EN ISO 10545/2	±0,5% / ±2,0 mm	±0,5% / ±2,0 mm	-	-
FLATNESS Planarità - Planéité - Ebenflächenigheit - Planaridad	UNI EN ISO 10545/2	±0,5% / ±2,0 mm	±0,5% / ±2,0 mm	±0,5% / ±2,0 mm	±0,5% / ±2,0 mm
APPEARANCE Aspetto - Aspekt - Aspect - Aspecto	UNI EN ISO 10545/2	>95%	>95%	>95%	>95%
WATER ABSORPTION (Average value expressed in %) Assorbimento d'acqua (Valore medio in %) Absorption d'eau (Valeur moyenne en %) Wasseraufnahme (Durchschnittswert in %) Absorción de agua (Valor medio en %)	UNI EN ISO 10545/3 ASTM C373	≤0,1	≤0,1	≤0,1	≤0,1
MODULUS OF RUPTURE Modulo di rottura - Resistance a la flexion Biegefestigkeit - Resistencia a la flexion	UNI EN ISO 10545/4	≥35 N/mm ²	≥35 N/mm ²	≥35 N/mm ²	≥35 N/mm ²
BREAKING STRENGTH Forza di rottura - Résistance à la rupture Bruchlast - Resistencia a la rotura	UNI EN ISO 10545/4 ASTM C648	≥700 N 250 Lbs	≥700 N 250 Lbs	≥1300 N 250 Lbs	≥1300 N 250 Lbs
IMPACT RESISTANCE Resistenza all'urto - Résistance aux chocs Schlagfestigkeit - Resistencia al impacto	UNI EN ISO 10545/5	-	-	0,85	0,85
RESISTANCE TO SURFACE ABRASION Resistenza all'abrasione superficiale Résistance à l'abrasion superficielle Abriebfestigkeit Resistencia a la abrasión superficial	UNI EN ISO 10545/7	Dark colors: 2-3 Medium colors: 4 Light colors: 5	Dark colors: 2-3 Medium colors: 4 Light colors: 5	Dark colors: 2-3 Medium colors: 4 Light colors: 5	Dark colors: 2-3 Medium colors: 4 Light colors: 5
LINEAR THERMAL EXPANSION Coefficiente di dilatazione termica lineare Linear thermal expansion coefficient Coefficient linéaire de dilatation thermique Linearer Wärmeausdehnungskoeffizient Coeficiente de dilatación térmica lineal	UNI EN ISO 10545/8	≤9 x10 ⁻⁶ °C ⁻¹	≤9 x10 ⁻⁶ °C ⁻¹	≤9 x10 ⁻⁶ °C ⁻¹	≤9 x10 ⁻⁶ °C ⁻¹
THERMAL SHOCK RESISTANCE Resistenza agli sbalzi termici - Résistance aux écarts de température - Temperaturwechselbeständigkeit Resistencia al choque térmico	UNI EN ISO 10545/9	Conforme	Conforme	Conforme	Conforme
HAIR-CRACKING RESISTANCE Resistenza al cavillo - Résistance aux craquelures Haarrißbeständigkeit - Resistencia al cuarteo	UNI EN ISO 10545/11	Conforme	Conforme	Conforme	Conforme
FROST RESISTANCE Resistenza al gelo - Résistance au gel Frostbeständigkeit - Resistencia a las heladas	UNI EN ISO 10545/12 ASTM C1026	Conforme Unaffected	Conforme Unaffected	Conforme Unaffected	Conforme Unaffected
CHEMICAL RESISTANCE to high and low acid and basic concentrations Resistenza Chimica ad alte e basse concentrazioni di acidi e basi Résistance chimique aux hautes et basses concentrations d'acides et de bases Chemikalienfestigkeit bei hohen und niedrigen Konzentrationen von Säuren und Basen Resistencia química con concentraciones altas y bajas de ácidos y bases	UNI EN ISO 10545/13 ASTM C-650	A - LA - LB - HA - HB Unaffected	A - LA - LB - HA - HB Unaffected	A - LA - LB - HA - HB Unaffected	A - LA - LB - HA - HB Unaffected
STAIN RESISTANCE Resistenza alle macchie - Résistance aux taches Fleckenbeständigkeit - Resistencia a las manchas	UNI EN ISO 10545/14 CTI 81-7D	5 No Evident Variation	5 No Evident Variation	5 No Evident Variation	5 No Evident Variation
COLOUR RESISTANCE TO LIGHT EXPOSURE Resistenza dei colori alla luce - Résistance des couleurs à la lumière - Lichtechtheit der Farben - Resistencia de los colores a la exposición de la luz	DIN 51094	Conforme	Conforme	Conforme	Conforme
RELEASE OF DANGEROUS SUBSTANCES (PIOMBO - CADMIO) Rilascio di sostanze pericolose (Piombo/Cadmio) Dégagement de substances dangereuses (Piombo/Cadmio) Freisetzung gefährlicher Stoffe (Piombo/Cadmio) Emisión de sustancias peligrosas (Piombo/Cadmio)	UNI EN ISO 10545/15 (mg/l)	-	-	0	0



ANSI A.137.3 Gauged Porcelain Tile and Gauged Porcelain Tile Panels/Slabs ISO 13006 EN 14411



TECHNICAL FEATURES Caratteristiche Tecniche Características Técnicas Technische Eigenschaften Características Técnicas	TESTING METHOD Metodo di prova Méthode d'essai Prüfmethode Método de prueba	VALUES - Valori - Valeurs - Werte - Valores			
		6,5 mm		12 mm 20 mm	
		Naturale R9	Full Lappato Lappato Matt	Bocciardato R9 Naturale R9	Full Lappato Lappato Matt Brushed
SLIP RESISTANCE Coefficiente di attrito Coefficient de glissement Rutschfestigkeit Barfußbereich Coeficiente de atrito medio	DIN EN 16165 Annex B DIN EN 16165 Annex A ANSI A326.3:2017 DCOF B.C.R.A. D.M. N. 236 14/6/89 AS 4586-2013 Anexo A BS 7978-2:2002 BSEN13036-4:2011 Pendulum testers UNE 41901:2017 EX DB SUA (actual)	R9 Na ≥0,42 >0,40 Na Na Na	- - - - - -	R9 Na ≥0,42 >0,40 Na Na Na	- - - - - -
CALCULATION OF APPARENT DENSITY Determinazione della massa volumetrica apparente Détermination de la masse volumique apparente - Bestimmung der Rohdichte - Determinación de la masa volumétrica aparente	UNI EN ISO 14617/1 (Kg/m ³)	-	-	2500	2500
CALCULATION OF WATER ABSORPTION Determinazione dell'assorbimento d'acqua Détermination de l'absorption d'eau - Bestimmung der Wasseraufnahme - Determinación de la absorción de agua	UNI EN ISO 14617/1 (%)	-	-	<0,1	<0,1
BENDING STRENGTH Resistenza alla flessione - Résistance à la flexion Biegefestigkeit - Resistencia a la flexión	UNI EN ISO 14617/2 (MPa)	-	-	>35	>35
DEEP ABRASION Abrasion profonda - Abrasion profonde Tiefenverschleiß - Abrasión profunda	UNI EN ISO 14617/4 (mm)	-	-	24-27	24-27
CALCULATION OF FREEZE Determinazione della resistenza a gelo-disgelo Détermination de la résistance au gel/dégel Bestimmung der Frost-Tauwechsel-Beständigkeit Determinación de la resistencia a las heladas	UNI EN ISO 14617/5	-	-	No change in bending strength after thermal cycle - Nessuna variazione di carico di rottura dopo ciclo termico - Aucune variation de la charge de rupture après le cycle thermique - Keine Bruchlastveränderung nach Temperaturzyklus - Ninguna variación de carga de rotura tras ciclo térmico	No change in bending strength after thermal cycle - Nessuna variazione di carico di rottura dopo ciclo termico - Aucune variation de la charge de rupture après le cycle thermique - Keine Bruchlastveränderung nach Temperaturzyklus - Ninguna variación de carga de rotura tras ciclo térmico
CALCULATION OF THERMAL SHOCK RESISTANCE Determinazione della resistenza allo shock termico Détermination de la résistance aux chocs thermiques Bestimmung der Temperaturwechselbeständigkeit Determinación de la resistencia a los cambios bruscos de temperatura	UNI EN ISO 14617/6	-	-	No change in bending strength after thermal cycle - Nessuna variazione di carico di rottura dopo ciclo termico - Aucune variation de la charge de rupture après le cycle thermique - Keine Bruchlastveränderung nach Temperaturzyklus - Ninguna variación de carga de rotura tras ciclo térmico	No change in bending strength after thermal cycle - Nessuna variazione di carico di rottura dopo ciclo termico - Aucune variation de la charge de rupture après le cycle thermique - Keine Bruchlastveränderung nach Temperaturzyklus - Ninguna variación de carga de rotura tras ciclo térmico
IMPACT RESISTANCE Resistenza all'urto - Résistance aux chocs Schlagfestigkeit - Resistencia al impacto	UNI EN ISO 14617/9	-	-	3J	3J
VOLATILE ORGANIC COMPOUND EMISSION TEST Prova di emissioni di composti organici volatili Essai d'émissions de composés organiques volatils Messung der Emission von flüchtigen organischen Verbindungen - Prueba de emisiones de compuestos orgánicos volátiles	ISO 16000/9	-	-	Class A+ / Classe A+ / Classe A+ Classe A+ / Categoría A+	Class A+ / Classe A+ / Classe A+ Classe A+ / Categoría A+
RESISTANCE TO COLD LIQUIDS Resistenza ai liquidi freddi - Résistance aux liquides froids - Beständigkeit gegen kalte Flüssigkeiten Resistencia a los líquidos fríos	EN 12720:2013	-	-	Class 5 to Class 3 - da Classe 5 a Classe 3 - de Classe 5 à Classe 3 - von Klasse 5 bis Klasse 3 - de Categoría 5 a Categoría 3	Class 5 to Class 3 - da Classe 5 a Classe 3 - de Classe 5 à Classe 3 - von Klasse 5 bis Klasse 3 - de Categoría 5 a Categoría 3
RESISTANCE TO DAMP HEAT Resistenza al calore umido - Résistance à la chaleur humide - Beständigkeit gegen feuchte Hitze Resistencia al calor húmedo	EN 12721:2013	-	-	CEN/TS 16209 Class A / Classe A / Classe A Classe A / Categoría A	CEN/TS 16209 Class A / Classe A / Classe A Classe A / Categoría A
RESISTANCE TO DRY HEAT Resistenza al calore secco - Résistance à la chaleur sèche - Beständigkeit gegen trockene Hitze Resistencia al calor seco	EN 12722:2013	-	-	CEN/TS 16209 Class A / Classe A / Classe A Classe A / Categoría A	CEN/TS 16209 Class A / Classe A / Classe A Classe A / Categoría A
DIRT RETENTION Tendenza a ritenere lo sporco Tendance à retenir la saleté Neigung zur Schmutzbindung Tendencia a retener la suciedad	EN 9300:2015	-	-	No visible change - Nessun cambiamento visibile - Pas d'altération visible - Keine sichtbare Veränderung - Ningún cambio visible	No visible change - Nessun cambiamento visibile - Pas d'altération visible - Keine sichtbare Veränderung - Ningún cambio visible
SCRATCH RESISTANCE Resistenza alla graffiatura - Résistance aux rayures Kratzfestigkeit - Resistencia a los arañazos	EN 15186:2012 met. B	-	-	CEN/TS 16209 Class A / Classe A / Classe A Classe A / Categoría A	CEN/TS 16209 Class A / Classe A / Classe A Classe A / Categoría A
RESISTANCE TO FUNGI Resistenza ai funghi - Résistance aux champignons Beständigkeit gegen Schimmel - Resistencia a los hongos	ASTM G 21	-	-	No fungi - Nessuna crescita fungina - Aucune croissance fongique - Kein Schimmelwachstum - Ningún crecimiento de hongos	No fungi - Nessuna crescita fungina - Aucune croissance fongique - Kein Schimmelwachstum - Ningún crecimiento de hongos

SHADE VARIATION



GREENGUARD

The GREENGUARD Certification process provides an in-depth review and analysis of chemical emissions from manufacturers' products. Using dynamic environmental chamber testing, products are tested for volatile organic compounds (VOCs), including formaldehyde, and over 300 other VOCs with health-based limits.

GREENGUARD Certified products aid in the creation of healthier indoor environments, and release fewer pollutants that can contribute to health issues including asthma and other respiratory issues.

To remain certified, products undergo comprehensive certification testing on an annual basis, giving consumers peace of mind that they are selecting products that support better human health.

Recognized and referenced by over 400 codes, rating systems, and procurement policies worldwide, the GREENGUARD Certification requires that products meet some of the world's most rigorous and comprehensive limits for low emissions of volatile organic compounds into indoor environments.

The GREENGUARD Gold standard includes health-based criteria for additional chemicals and requires lower total VOC emissions levels to ensure that products are acceptable for use in environments such as schools and healthcare facilities.

In addition to limiting emissions of more than 360 VOCs and total chemical emissions, GREENGUARD Gold Certified products must also comply with requirements of the State of California's Department of Public Health "Standard Method for the Testing and Evaluation of Volatile Organic Chemical Emissions from known as California Section 01350.



NSF

The NSF Food Equipment certification program has 22 different standards that set minimum food hygiene and protection requirements for the materials, design, manufacturing, construction and performance of equipment for handling and processing food. The materials for solid surfaces are examined based on the "NSF / ANSI 51: Food Equipment Materials" standard, which specifies the public health requirements for materials used in the construction of commercial food equipment.

More information is available on the website info.nsf.org/Certified/Food

The full, up-to-date list of certified products can be viewed at www.nsf.org.

Please contact the Emilceramica Group for any further information.

Il programma di certificazione NSF Food Equipment ha 22 diversi standard che stabiliscono i requisiti minimi di protezione e igiene alimentare riguardo ai materiali, la progettazione, la fabbricazione, la costruzione e le prestazioni delle attrezzature per la manipolazione e il trattamento degli alimenti. I materiali per superfici solide vengono esaminati in base alla "NSF / ANSI 51: Materiali per attrezzature alimentari", che specifica i requisiti relativi alla salute pubblica per i materiali utilizzati nella costruzione di attrezzature alimentari commerciali. Maggiori informazioni sono disponibili sul sito info.nsf.org/Certified/Food

La lista completa e aggiornata dei prodotti certificati è visionabile sul sito www.nsf.org.

Per qualsiasi ulteriore informazione contattare Emilceramica Group.



MOCA

Level slabs in sizes 160x320 and 162x324 cm have obtained MOCA (Food Contact Materials) certification, a certification and declaration of conformity that guarantees that our ceramic products can be used in contact with food and are thus suitable for use as countertops, tables and worktops even in contexts where food hygiene regulations apply, such as schools, canteens, restaurants and hospitals.

The MOCA Certification and Declaration of Conformity confirms Emilgroup's commitment to providing end users with quality products guaranteed to the highest standards.



Today's end consumers are much better informed and demanding with regard to health and safety issues. Emilgroup proves its willingness to respond to this requirement.

Le lastre Level 160x320, 162x324 cm hanno ottenuto la certificazione MOCA (Materiali e Oggetti a contatto con Alimenti), una certificazione e dichiarazione di conformità che garantisce che i nostri prodotti ceramici possono entrare a contatto con alimenti, quindi possono essere utilizzati come countertop, tavoli, piani lavoro anche in quei contesti dove vige una regolamentazione in tema di igiene alimentare, come scuole, mense, ristoranti, ospedali.

Il MOCA è una Certificazione e Dichiarazione di Conformità che dimostra l'impegno di Emilgroup nei confronti dell'utilizzatore finale, per dare la massima garanzia di prodotti di qualità.

Oggi i consumatori finali sono molto esigenti e attenti rispetto alle tematiche dell'igiene e della sicurezza. Emilgroup si dimostra pronta a rispondere a questa necessità.

MESH-MOUNTED SLABS LASTRE STUOIMATE



All Level slabs in the 6.5 mm and 12 mm thicknesses are also available in mesh-mounted version.

Fibreglass is applied to the underside of mesh-mounted slabs to increase their mechanical and bending strength and simplify shaping operations.

Tutte le lastre Level in spessore 6,5mm e 12mm sono disponibili anche nella versione stuoiata.

6,5 mm et 12 mm d'épaisseur sont également disponibles avec filet en fibre de verre.

Il processo di stuoiatura consiste nell'apporre sul retro della lastra una fibra di vetro che ha il compito di incrementare la robustezza meccanica della lastra, di renderla più resistente alle flessioni, e di agevolare le operazioni di lavorazione della stessa.

Dans ce cas, un filet en fibre de verre est appliqué au dos de la dalle pour augmenter sa solidité mécanique, pour la rendre plus résistante aux flexions et pour faciliter son façonnage.

Toutes les dalles Level de

Alle Level-Platten in Materialstärke 6,5 mm und 12 mm sind auch in der Version mit Glasfasernetz erhältlich.

Todas las placas Level de 6,5 mm y 12 mm de grosor se hallan disponibles también en la versión con red de fibra de vidrio.

Das Laminieren mit Glasfaser besteht darin, ein Glasfasernetz auf der Plattenrückseite aufzubringen, um die mechanische Festigkeit der Platte zu erhöhen, sie biegefest zu machen und ihre Bearbeitung zu erleichtern.

El proceso de aplicación de la fibra de vidrio consiste en colocar en la parte de atrás de la placa una red de dicho material con el objeto de incrementar la solidez mecánica de la placa, hacerla más resistente a las flexiones y facilitar las operaciones de elaboración de la misma.

PACKING IMBALLI / EMBALLAGE VERPACKUNG / EMBALAJE

Formato Size Format Formato cm	Spessore Thickness Épaisseur Stärke Espesor mm	Pieces x Sqm Pz. x Mq. Pcs / M ² Stk. x Qm Pzs x Mc.	Pieces x Box Pz. x Scat. Pcs / Bte Stk. x Krt. Pzs x Caja	Sqm x Box Mq. x Scat. M ² / Bte Qm x Krt. Mc. x Caja	Weight x Box Peso x Scat. Poids / Bte Gewicht x Krt. Peso x Caja Kg	Boxes x Pal. Scat. x Pal. Bte / Pal. Krt. x Pal. Cajas x Pal.	Sqm x Pal. Mq. x Pal. M ² / Pal. Qm x Pal. Mc. x Pal.	Weight x Pal. Peso x Pal. Poids / Pal. Gewicht x Pal. Peso x Pal. Kg
160x320	6,5	0,20	1	5,120	76,80			
162x324	12	0,19	1	5,249	152,22			see below - vedi sotto voir ci-dessous - siehe unten - vea abajo
162x324	20	0,19	1	5,249	263,00			

Item Articolo Reference Artikel Artículo	Thickness (mm) Spessore (mm) Épaisseur (mm) Stärke (mm) Espesor (mm)	Size (cm) Dimensione (cm) Format (cm) Format (cm) Tamaño (cm)	No. of Slabs Nr. Lastre Nbre Dalles Anz. Platten Nº de Placas	Sqm per Pack Mq. x Imballo qm / Emballage qm pro Verpackung m2 por embalaje	Weight of Packaging (kg) Peso Imballo (Kg) Poids Emballage (kg) Gewicht Verpackung (kg) Peso embalaje (kg)	Weight of Packaging + Slabs (kg) Peso Imballo+Lastre (Kg) Poids Emballage+Dalles (kg) Gewicht Verpackung+Platten (kg) Peso embalaje + placas (kg)
Crate Cassa Caisse Kiste Caja	6,5	175x345x41	14	71,68	172	1247
	12	175x345x41	9	47,24	172	1542
Wood A-Frame Cavalletto in legno Chevalet de transport en bois Holz Transportgestell Caballete de madera	6,5	75x330x200	40	204,80	220	3292
	12	75x330x200	20	104,98	220	3264
	20	75x330x200	12	62,99	220	3376
Metal A-Frame Cavalletto in metallo Chevalet de transport en métal Metall Transportgestell Caballete de metal	6,5	75x339x186	40	204,80	124	3196
	12	75x339x186	20	104,98	124	3168
	20	75x339x186	12	62,99	124	3280



LEVEL

I colori e le caratteristiche estetiche dei materiali illustrati nel presente catalogo sono da ritenersi puramente indicativi.
Le misure dei prodotti qui indicate si intendono nominali e come i pesi ed i colori subiscono le variazioni tipiche del processo ceramico.
Level si riserva la facoltà di modificare in qualunque momento senza preavviso le caratteristiche tecniche, estetiche e i materiali presentati.
Tali caratteristiche non sono comunque vincolanti nei termini legali.

Colours and optical features of the materials illustrated in this catalogue are to be regarded as mere indications.
Product sizes indicated are nominal and like weights and colours undergo the typical variations of the ceramic process.
Level reserves the right to change the technical and optical features of the materials illustrated at any time and without notice. These features are not legally binding.



Emilgroup is a brand of Emilceramica S.r.l. a socio unico	Sede Commerciale/Amministrativa
emilgroup.it emilgroup.it/level	Via Ghiarola Nuova, 29 - 41042 Fiorano Modenese (Mo) Italy T +39 0536 835111 - info@emilceramicagroup.it